

MODULAR SHELVING SYSTEMS

2020
2021

Extract from general catalog

[ssi-schaefer.com](https://www.ssi-schaefer.com)

Chapter B



SSI SCHÄFER

Modular shelving systems for every application



Saving space and time are very often the results of effective storage. Whether single or multi-tier facilities, SSI SCHAEFER offers sophisticated, flexible modular shelving systems that guarantee the highest quality solutions for a variety of applications.

Smooth and quick installation as well as comprehensive specialist consultation are the basis for an excellent cost-performance ratio. The proof: thousands of warehouses all over the world equipped by SSI SCHAEFER.

With the appropriate configuration, the R 3000 and R 7000 shelf systems can be expanded into multi-tier platform systems provided that this option is included in the initial order for ground-level racks.

Joint planning on site with your expert consultant from SSI SCHAEFER is the key to selecting the right system.



The meaning of the pictograms:



Bay load*



Base load*



Drawer load*



Rod load*



Beam load*

* All specified load values apply for uniformly distributed loads.

i Information regarding **inspection requirements**
for **rack systems**

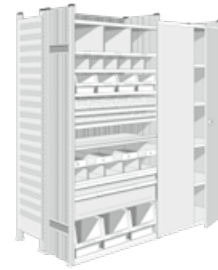
Chapter J, page J1





R 3000 modular shelving

page B4



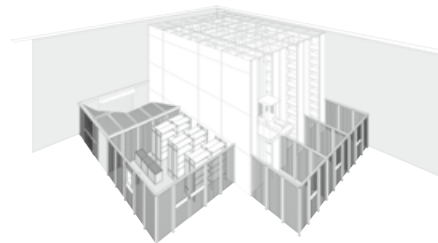
R 7000 modular shelving

page B30



Comprehensive accessories

page B40



Boxes /
containers

Modular
shelving

Longspan
racking

Pallet
racking

Cantilever
racking

Mezzanines /
platforms

On-line shelving /
KDR shelving

Semi-automated
solutions

Logistics
systems

Appendix

Overview of modular shelving systems

R 3000 modular shelving	
Areas of use	Light to heavy, small and mid-volume goods, bulky goods, platforms
Advantages	<ul style="list-style-type: none"> ▶ Completely organized thanks to extensive accessories ▶ European dimension modularity ▶ Multi-tier installation and platforms can also be retrofitted ▶ GS mark of conformity
System	▶ Frame system with plug-in design for rapid assembly
Design	▶ Frame system, 2 bay lengths, 5 shelf depths, different heights
Load-bearing capacity	▶ Up to max. 3,500 kg per rack bay
System layout	▶ 53 mm adjustment steps
Upright surface	▶ Galvanized
Shelf surface	▶ Galvanized/powder-coated light silver



from pages

B4

R 7000 modular shelving

Light to heavy, small and mid-volume goods, platforms, high bay storage

- ▶ Diverse equipment thanks to extensive accessories
- ▶ European dimension modularity
- ▶ Multi-tier installation and platforms possible

- ▶ GS mark of conformity
- ▶ Pre-assembled frame system for rapid assembly
- ▶ Frame system, 4 bay lengths, 4 shelf depths, various frame heights, frame profiles

- ▶ Up to max. 6,000 kg per rack bay
- ▶ 53 mm adjustment steps
- ▶ Galvanized
- ▶ Galvanized/powder-coated light silver



B30

Boxes /
containers

Modular
shelving

Longspan
racking

Pallet
racking

Cantilever
racking

Mezzanines /
platforms

On-line shelving /
KDR shelving

Semi-automated
solutions

Logistics
systems

Appendix



R 3000 – the multi-functional shelving system

R 3000 is a multi-functional shelving system for small and medium parts storage. The upright frame design and the variable bolt-free system without fixed base and top shelves or longitudinal beams offer a completely flexible design of the shelving bays in 53 mm adjustment steps.

R 3000 eliminates the classical separation of shelves, longspan racking and cantilever racking. This means

one system serves for everything with subsequent expansion options and complete flexibility should your storage needs change.

The fully closed upright profile is designed for attachment of longitudinal beams and cross braces. Pressed-out lugs on the wider side of the upright allow for attachment of shelves. Cut-outs on both sides of the uprights serve for fixing mezzanine supports.

Variable compartment sizes are created by freely positionable shelves and longitudinal beams available for bay widths 994 and 1,282 mm.

Standardized components allow for multi-tier systems that make optimal use of the available ceiling height. Due to its high load-bearing capacity, the R 3000 shelving system is the ideal solution for multi-tier systems with intermediate platforms.

Boxes /
containersModular
shelvingLongspan
rackingPallet
rackingCantilever
rackingMezzanines /
platformsOn-line shelving /
KDR shelvingSemi-automated
solutionsLogistics
systems

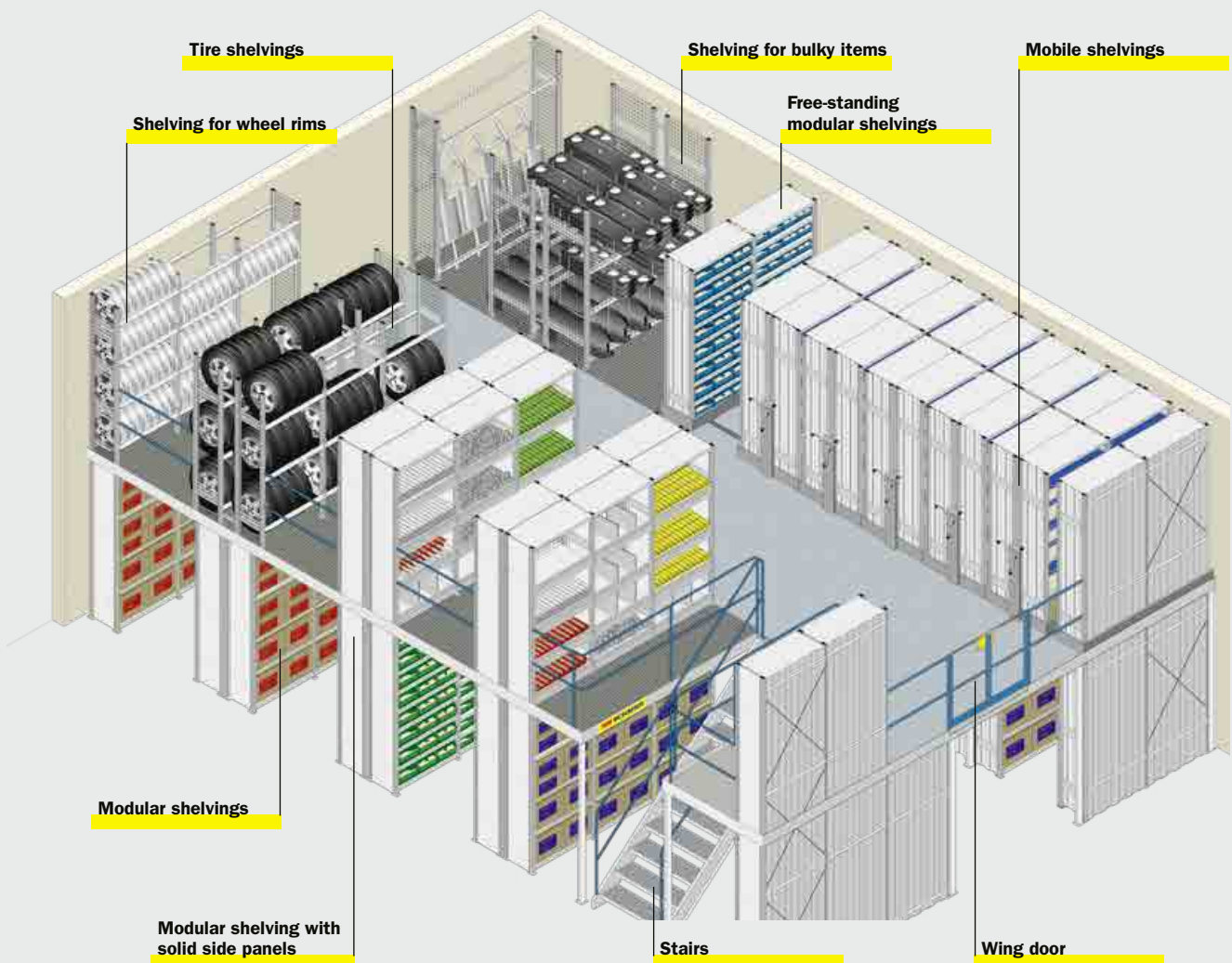
Appendix

Multi-tier shelving systems



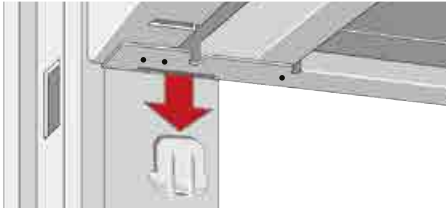
The upright frames are available in different heights for installation of ground level or multi-tier shelving. The frames are pre-assembled on site, stood up and fitted with shelves or beams and cross-braces for stiffening purposes.

The standard platform height is 2,310 mm. This provides enough head room even after installation of sprinkler, air conditioning and lighting installations, etc. The platform height can be adjusted in 53 mm steps.

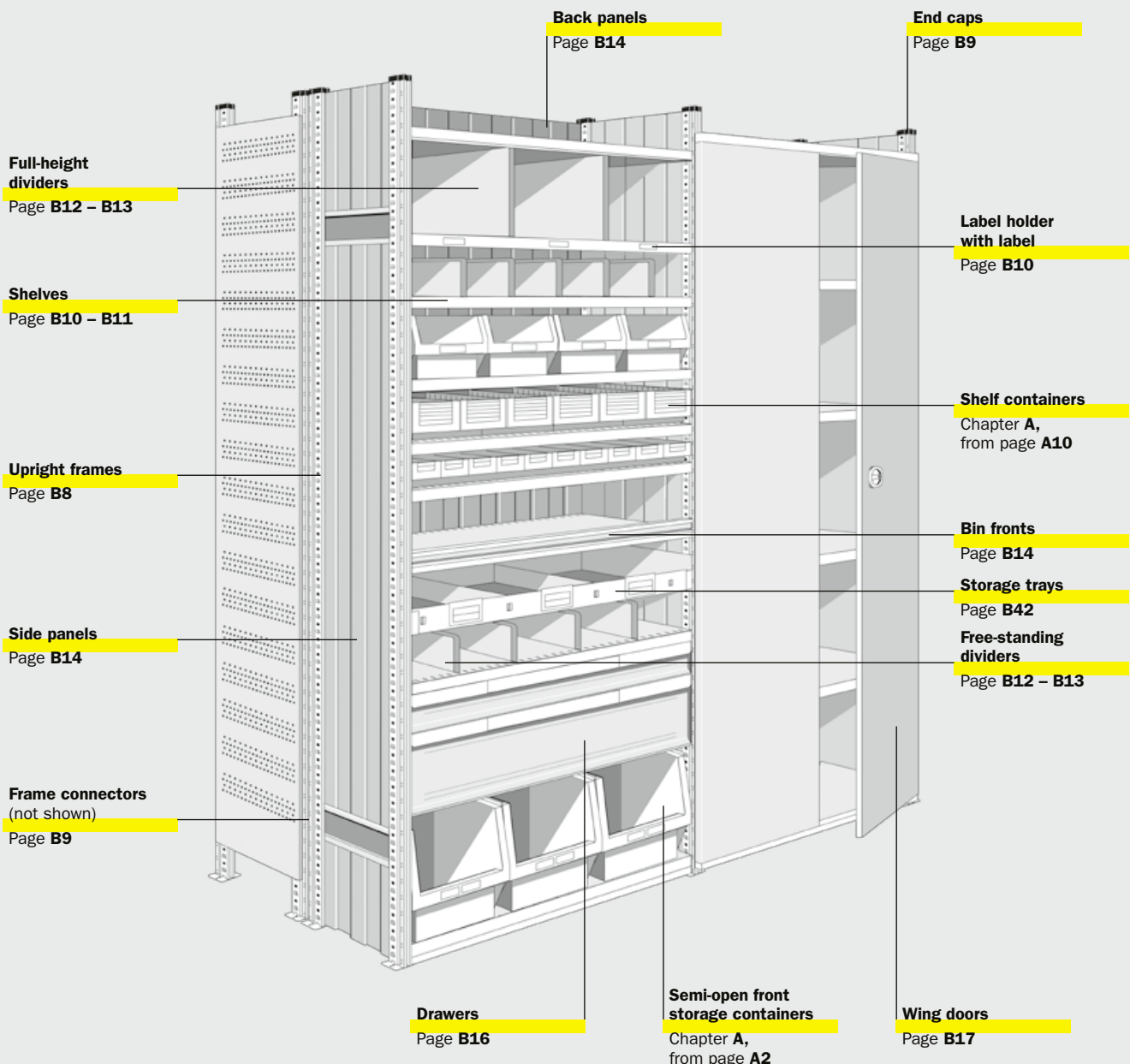


The equipment options

- ▶ **Plug-in design for smooth assembly**
bay widths 994 and 1,282 mm
shelf depths 300, 400, 500, 600, 800 mm
various heights for single and multi-tier installation
- ▶ **Upright profiles**
with 53 mm lug pitch
- ▶ **Frames with slotted uprights**
with slot spacing of 26.5 mm available on request
- ▶ **Fully organized**
thanks to an extensive range of accessories including shelves, beams, shelf dividers, side and back panels, drawers and doors and many more
- ▶ **High loading capacity to 3,500 kg per bay**
- ▶ **Multi-tier installations**
can also be retrofitted



The front edge of the SSI SCHAEFER shelf overlaps the longitudinal edge. In conjunction with the additional welding points, this enhances security and the load-bearing capacity of the shelf.



Boxes / containers

Modular shelving

Longspan racking

Pallet racking

Cantilever racking

Mezzanines / platforms

On-line shelving / KDR shelving

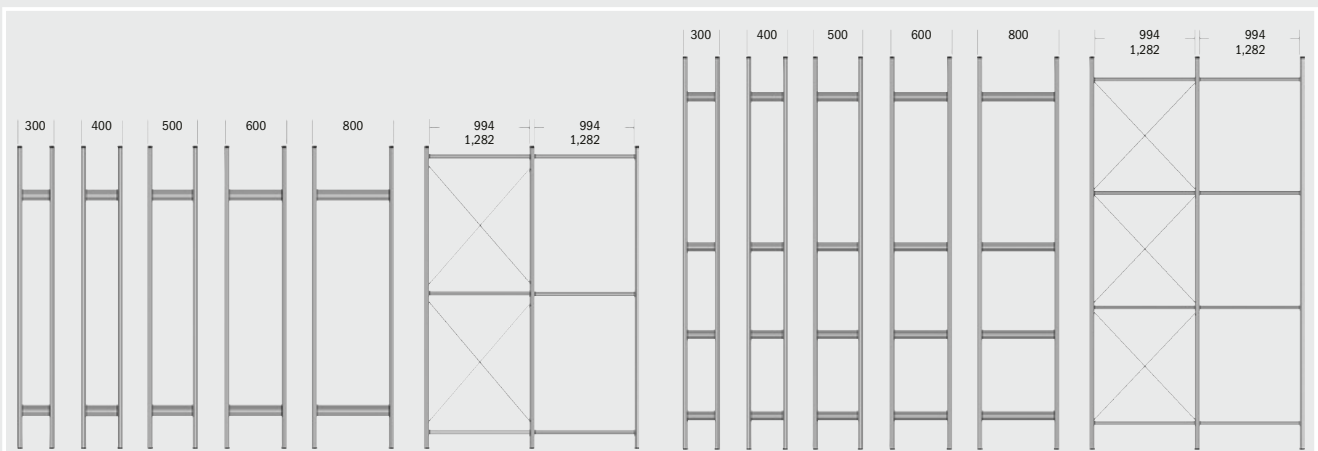
Semi-automated solutions

Logistics systems

Appendix



Upright frame system



Upright frames for single-tier installation

The loads indicated are approximate values that depend on a variety of parameters.

Item	Shelf depth (mm)	Bay load (kg) for height (mm)		Type	Order no.
		2 x 901	1 x 1,325		
Height 2,278 mm					
RR 33322-V-M	300	1,900	1,500	Galvanized	6671815
RR 34322-V-M	400	1,900	1,500	Galvanized	6671816
RR 35322-V-M	500	1,900	1,500	Galvanized	6671817
RR 36322-V-M	600	1,900	1,500	Galvanized	6671818
RR 38322-V-M	800	1,900	1,500	Galvanized	6671819

Item	Shelf depth (mm)	Bay load (kg) for height (mm)		Type	Order no.
		2 x 901	1 x 1,325		
Height 2,490 mm					
RR 33325-V-M	300	1,800	1,250	Galvanized	6671820
RR 34325-V-M	400	1,800	1,250	Galvanized	6671821
RR 35325-V-M	500	1,800	1,250	Galvanized	6671822
RR 36325-V-M	600	1,800	1,250	Galvanized	6671823
RR 38325-V-M	800	1,800	1,250	Galvanized	6671824

Item	Shelf depth (mm)	Bay load (kg) for height (mm)		Type	Order no.
		3 x 901	2 x 1,325		
Height 2,967 mm					
RR 33330-V-M	300	-	1,500	Galvanized	6671825
RR 33330-V-M	400	-	1,500	Galvanized	6671826
RR 35330-V-M	500	-	1,500	Galvanized	6671827
RR 36330-V-M	600	-	1,500	Galvanized	6671828
RR 38330-V-M	800	-	1,500	Galvanized	6671829

i Heights 6,836 and 9,115 mm on request

Upright frames for multi-tier installation

The loads indicated are approximate values that depend on a variety of parameters.

Item	Shelf depth (mm)	Bay load (kg)	Type	Order no.
Height 2,278 mm				
RR 33522-V-M	300	3,500	Galvanized	6671830
RR 34522-V-M	400	3,500	Galvanized	6671831
RR 35522-V-M	500	3,500	Galvanized	6671832
RR 36522-V-M	600	3,500	Galvanized	6671833
RR 38522-V-M	800	3,500	Galvanized	6671834

Item	Shelf depth (mm)	Bay load (kg)	Type	Order no.
Height 2,490 mm				
RR 33525-V-M	300	3,500	Galvanized	6671835
RR 34525-V-M	400	3,500	Galvanized	6671836
RR 35525-V-M	500	3,500	Galvanized	6671837
RR 36525-V-M	600	3,500	Galvanized	6671838
RR 38525-V-M	800	3,500	Galvanized	6671839

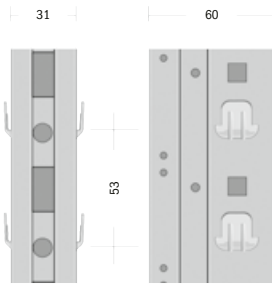
Item	Shelf depth (mm)	Bay load (kg)	Type	Order no.
Height 2,967 mm				
RR 33530-V-M	300	3,500	Galvanized	6671840
RR 34530-V-M	400	3,500	Galvanized	6671841
RR 35530-V-M	500	3,500	Galvanized	6671842
RR 36530-V-M	600	3,500	Galvanized	6671843
RR 38530-V-M	800	3,500	Galvanized	6671844

Item	Shelf depth (mm)	Bay load (kg)	Type	Order no.
Height 4,557 mm				
RR 33545-V-U	300	3,500	Galvanized	6671891
RR 34545-V-U	400	3,500	Galvanized	6671892
RR 35545-V-U	500	3,500	Galvanized	6671893
RR 36545-V-U	600	3,500	Galvanized	6671894
RR 38545-V-U	800	3,500	Galvanized	6671895

Order no. = on stock



Dimensions in mm



Lug pitch

The continuous lug pattern of the R 3000 upright profile allows for the flexible configuration of the shelving bays with the extensive range of accessories. The compartment heights can be freely adjusted in 53 mm steps by fitting the shelves on the upright lugs.

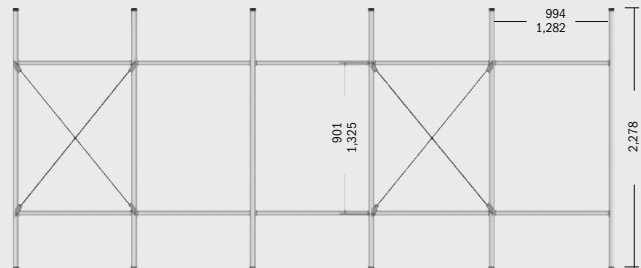
Shelving components and accessories

Cross braces

A cross brace must be fitted onto the back of the first and every other third rack bay to stabilize the racks.

Note: Shelves must be installed near the cross-brace connecting points.

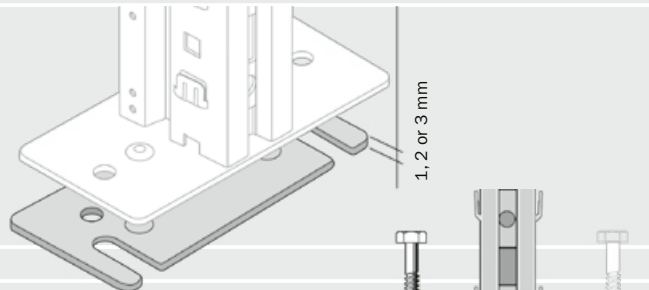
Item	Bay width (mm)	Height (mm)	Order no.
KV 31009	994	901	6670673
KV 31013		1,325	146000
KV 31309	1,282	901	6670674
KV 31313		1,325	146010



Shim plates

Sheet steel, galvanized. To compensate for slightly uneven ground surfaces.

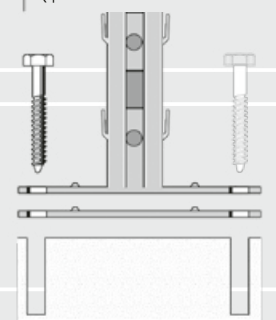
Item	Thickness (mm)	Order no.
UP3001-V	1	6671710
UP3002-V	2	6671711
UP3003-V	3	6671712



Floor fixing

Screw anchor for anchoring the racks to the floor.

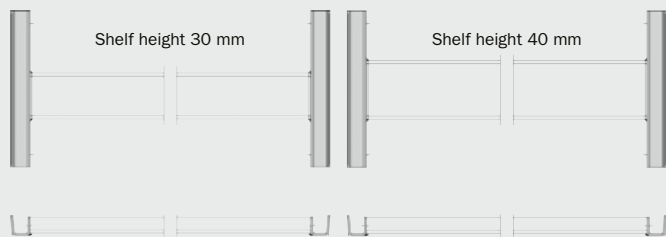
Item	Order no.
HUS3-H6x60	6671728



Horizontal braces

Sheet steel, powder-coated light silver. Used for stiffening shelving rows longitudinally when cross-braces cannot be used because single-sided shelving must be accessible from both sides respectively when long parts must be pushed through in a double-sided bay. The frame distance must be at least 30 mm in order to guarantee that the braces can be subsequently adjusted in height. 2 horizontal braces are fitted onto the upper and lower shelf of each rack bay of a rack row (for shelf heights up to 2,967 mm). The interlocking connection with the upright guarantees high rigidity. **Bay load-bearing capacity on request!**

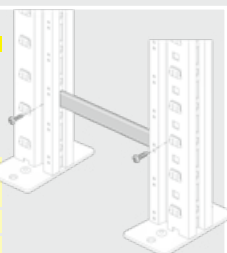
Item	Bay width (mm)	Shelf height (mm)	Order no.
LV 3103	994	30	145060
LV 3133	1,282	30	145070
LV 3104	994	40	145080
LV 3134	1,282	40	145090



Frame connector

Sheet steel, galvanized. For connecting 2 shelving bays back-to-back in a row. Frame spacing at least 6 mm. Incl. fixing kit.

Item	Frame distance (mm)	Order no.
RV 3006	6	147080
RV 3030	30	147090
RV 3050	50	147100
RV 3100	100	147110
RV 3300	300	147120



End cap

High-quality black plastic. Attached to the uprights as an end piece.

Item	Order no.
AK 3000	147130



Boxes / containers

Modular shelving

Longspan racking

Pallet racking

Cantilever racking

Mezzanines / platforms

On-line shelving / KDR shelving

Semi-automated solutions

Logistics systems

Appendix



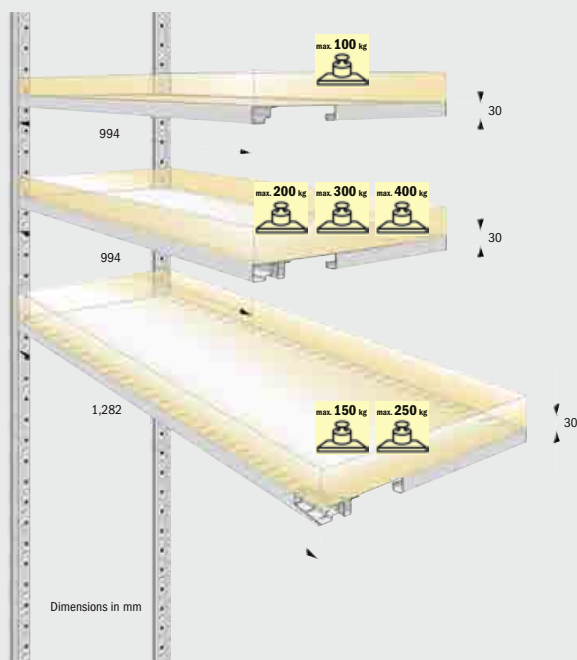

GALVANIZED LIGHT SILVER



Shelves

Shelves

Sheet steel, powder-coated light silver or galvanized, 30 or 40 mm high. Used to subdivide a bay into individual compartments with variable heights. Designed with two slot rows at the front and the back side for fitting vertical dividers. Slot spacing 41 mm. Offset arrangements of different compartment heights in a double-sided bay and row are possible



Shelves for bay width 994 mm, height 30 mm

Sheet steel, powder-coated light silver or galvanized.

Item	Shelf depth (mm)	Load capacity max. (kg)	Edge design	Surface	Order no.
ZB 4313 V	300	100	N	Galvanized	27002
ZB 4313 L		100	N	Powder-coated	27000
ZB 4413 V	400	100	N	Galvanized	27012
ZB 4413 L		100	N	Powder-coated	27010
ZB 4423 V		200	V	Galvanized	27022
ZB 4423 L		200	V	Powder-coated	27020
ZB 4513 V	500	100	N	Galvanized	27032
ZB 4513 L		100	N	Powder-coated	27030
ZB 4523 V		200	V	Galvanized	27042
ZB 4523 L		200	V	Powder-coated	27040
ZB 4533 V		300	V	Galvanized	27052
ZB 4533 L		300	V	Powder-coated	27050
ZB 4543 V		400	V	Galvanized	27062
ZB 4543 L		400	V	Powder-coated	27060
ZB 4613 V	600	100	N	Galvanized	27072
ZB 4613 L		100	N	Powder-coated	27070
ZB 4623 V		200	V	Galvanized	27082
ZB 4623 L		200	V	Powder-coated	27080
ZB 4633 V		300	V	Galvanized	27092
ZB 4633 L		300	V	Powder-coated	27090
ZB 4643 V		400	V	Galvanized	27102
ZB 4643 L		400	V	Powder-coated	27100
ZB 4823 V	800	200	V	Galvanized	27172
ZB 4823 L		200	V	Powder-coated	27170
ZB 4843 V		400	V	Galvanized	27192
ZB 4843 L		400	V	Powder-coated	27190

Shelves for bay width 1,282 mm, height 30 mm

Sheet steel, powder-coated light silver or galvanized.

ZB 9415 V	400	150	V	Galvanized	38102
ZB 9415 L		150	V	Powder-coated	38100
ZB 9515 V	500	150	V	Galvanized	38112
ZB 9515 L		150	V	Powder-coated	38110
ZB 9525 V		250	V	Galvanized	38122
ZB 9525 L		250	V	Powder-coated	38120
ZB 9615 V	600	150	V	Galvanized	38132
ZB 9615 L		150	V	Powder-coated	38130
ZB 9625 V		250	V	Galvanized	38142
ZB 9625 L		250	V	Powder-coated	38140
ZB 9825 V	800	250	V	Galvanized	38282
ZB 9825 L		250	V	Powder-coated	38280

Label holder

Self-adhesive, for labeling storage locations.

Item	Length (mm)	PU	Order no.
EH 4085	85	50	27800
EH 4135	135	50	27810
EH 4490	490	50	27820
EH 4980	980	25	26360
EH 9125	1,250	25	26370

Labels

Item	Length (mm)	PU	Order no.
EHE 4085	85	100	28050
EHE 4135	135	100	28060
EHE 4490	490	100	28070

Order no. = on stock

Shelves

Underside Shelf
V-design

Underside Shelf
N-design

Shelves for bay width 994 mm, height 40 mm

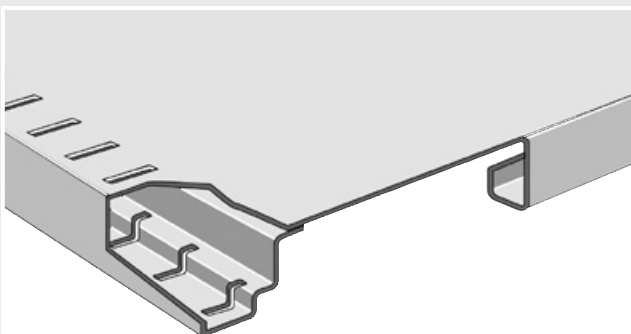
Sheet steel, powder-coated light silver or galvanized.

Item	Shelf depth (mm)	Load capacity max. (kg)	Edge design	Surface	Order no.
ZB 331010 V	300	100	N	Galvanized	145500
ZB 331010 L		100	N	Powder-coated	<i>on req.</i>
ZB 341010 V	400	100	N	Galvanized	145510
ZB 341010 L		100	N	Powder-coated	<i>on req.</i>
ZB 341020 V		200	N	Galvanized	145570
ZB 341020 L		200	N	Powder-coated	<i>on req.</i>
ZB 351010 V	500	100	N	Galvanized	145520
ZB 351010 L		100	N	Powder-coated	<i>on req.</i>
ZB 351020 V		200	N	Galvanized	145580
ZB 351020 L		200	N	Powder-coated	<i>on req.</i>
ZB 351030 V		300	N	Galvanized	145640
ZB 351030 L		300	N	Powder-coated	<i>on req.</i>
ZB 351040 V		400	V	Galvanized	145660
ZB 351040 L		400	V	Powder-coated	<i>on req.</i>
ZB 361010 V	600	100	N	Galvanized	145530
ZB 361010 L		100	N	Powder-coated	<i>on req.</i>
ZB 361020 V		200	N	Galvanized	145590
ZB 361020 L		200	N	Powder-coated	<i>on req.</i>
ZB 361030 V		300	N	Galvanized	145650
ZB 361030 L		300	N	Powder-coated	<i>on req.</i>
ZB 361040 V		400	V	Galvanized	145670
ZB 361040 L		400	V	Powder-coated	<i>on req.</i>
ZB 381020 V	800	200	N	Galvanized	145600
ZB 381020 L		200	N	Powder-coated	<i>on req.</i>
ZB 381040 V		400	V	Galvanized	145680
ZB 381040 L		400	V	Powder-coated	<i>on req.</i>

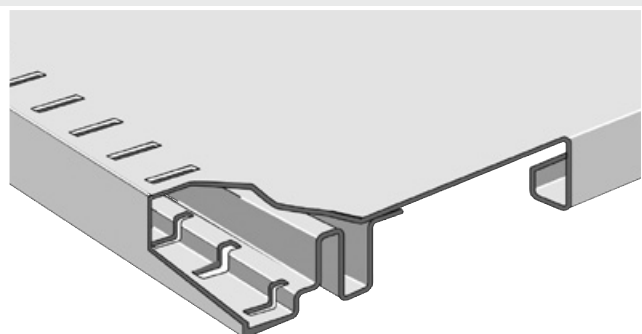
Shelves for bay width 1,282 mm, height 40 mm

Sheet steel, powder-coated light silver or galvanized.

ZB 341315 V	400	150	N	Galvanized	145540
ZB 341315 L		150	N	Powder-coated	<i>on req.</i>
ZB 351315 V	500	150	N	Galvanized	145550
ZB 351315 L		150	N	Powder-coated	<i>on req.</i>
ZB 351325 V		250	V	Galvanized	145610
ZB 351325 L		250	V	Powder-coated	<i>on req.</i>
ZB 361315 V	600	150	N	Galvanized	145560
ZB 361315 L		150	N	Powder-coated	<i>on req.</i>
ZB 361325 V		250	V	Galvanized	145620
ZB 361325 L		250	V	Powder-coated	<i>on req.</i>
ZB 381325 V	800	250	V	Galvanized	145630
ZB 381325 L		250	V	Powder-coated	<i>on req.</i>




Single edge shelf with 6-fold longitudinal edge = N-design

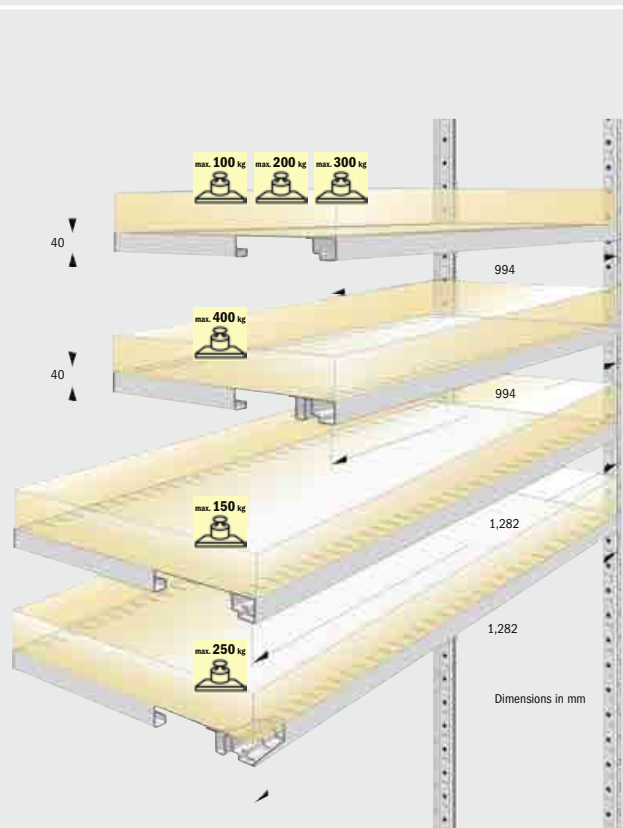


Double edge shelf with 10-fold longitudinal edge = V-design

Wire mesh shelves



page **B21**



Shelf containers for

modular shelvings from page **A10**



Boxes /
containers

Modular
shelving

Longspan
racking

Pallet
racking

Cantilever
racking

Mezzanines /
platforms

On-line shelving /
KDF shelving

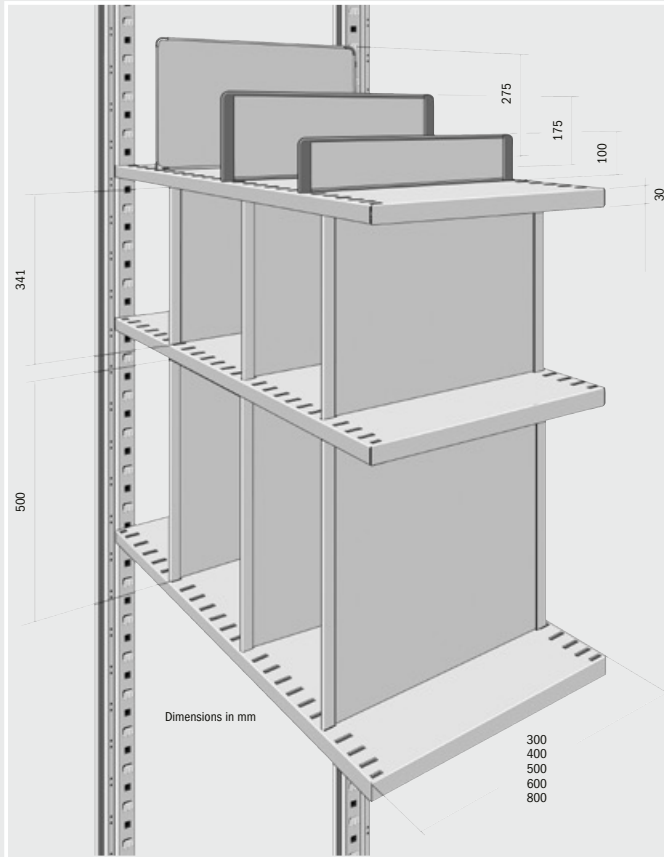
Semi-automated
solutions

Logistics
systems

Appendix



Vertical shelf dividers



Free-standing dividers for 30 mm high shelves

Sheet steel, galvanized. These dividers are inserted into the slots of the shelves independently of the compartment height and can also be used in combination with big fronts.

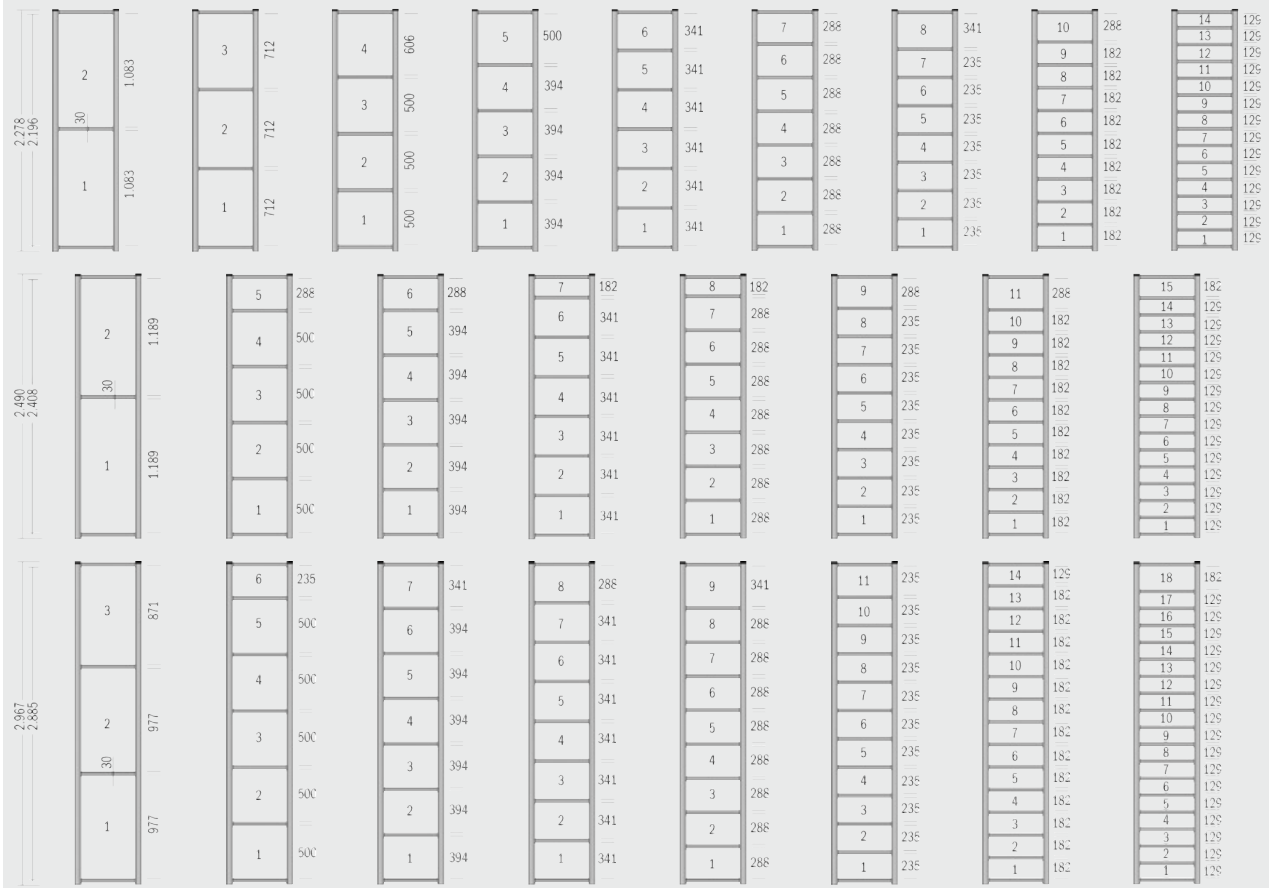
Item	Shelf depth (mm)	Divider height (mm)	Version with	Order no.
TRF-K 4310	300	100	Plastic connectors	27300
TRF-K 4317		175	Plastic connectors	27340
TRF-K 4410	400	100	Plastic connectors	27310
TRF-K 4417		175	Plastic connectors	27350
TRF-D 4427		275	Wire connectors	27380
TRF-K 4510	500	100	Plastic connectors	27320
TRF-K 4517		175	Plastic connectors	27360
TRF-D 4527		275	Wire connectors	27390
TRF-K 4610	600	100	Plastic connectors	27330
TRF-K 4617		175	Plastic connectors	27370
TRF-D 4627		275	Wire connectors	27400
TRF-D 4810	800	100	Wire connectors	39650
TRF-D 4817		175	Wire connectors	39660

Full-height dividers

Sheet steel, galvanized, for clear shelf heights of 341 mm and 500 mm.

Item	Shelf depth (mm)	Shelf height (mm)	Order no.
TR 4340	300	341	27200
TR 4440	400	341	27210
TR 4450		500	27240
TR 4540	500	341	27220
TR 4550		500	27250
TR 4640	600	341	27230
TR 4650		500	27260

Height elevations using shelves for the shelving heights 2,278, 2,490 and 2,967 mm



Order no. = on stock

Vertical shelf dividers

Free-standing dividers for 40 mm high shelves

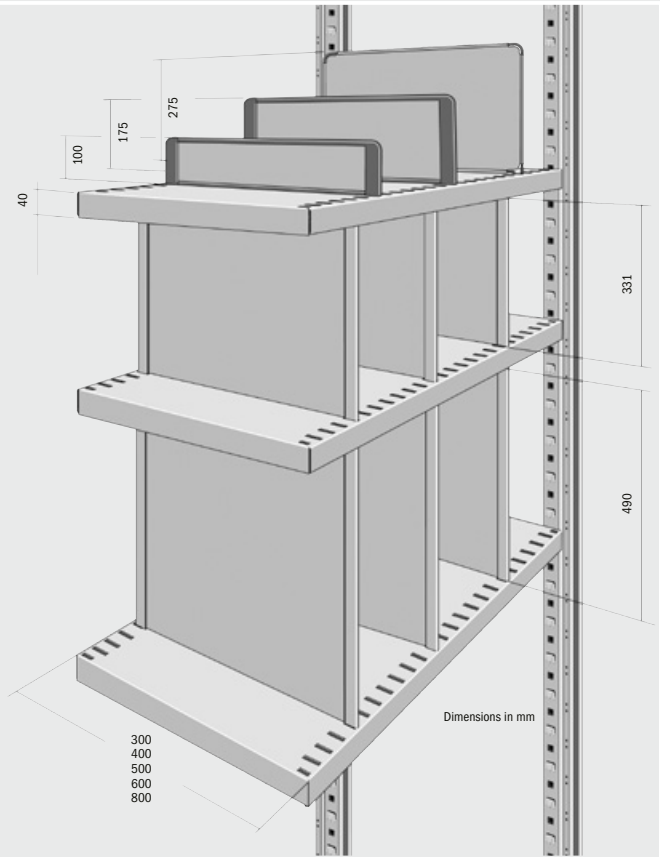
Sheet steel, galvanized. These dividers are inserted into the slots of the shelves independently of the compartment height and can also be used in combination with big fronts.

Item	Shelf depth (mm)	Divider height (mm)	Version with	Order no.
TRF-K 4310 G	300	100	Plastic connectors	27301
TRF-K 4317 G		175	Plastic connectors	27341
TRF-K 4410 G	400	100	Plastic connectors	27311
TRF-K 4417 G		175	Plastic connectors	27351
TRF-D 4427 G		275	Wire connectors	27381
TRF-K 4510 G	500	100	Plastic connectors	27321
TRF-K 4517 G		175	Plastic connectors	27361
TRF-D 4527 G		275	Wire connectors	27391
TRF-K 4610 G	600	100	Plastic connectors	27331
TRF-K 4617 G		175	Plastic connectors	27371
TRF-D 4627 G		275	Wire connectors	27401
TRF-D 4810 G	800	100	Wire connectors	39651
TRF-D 4817 G		175	Wire connectors	39661

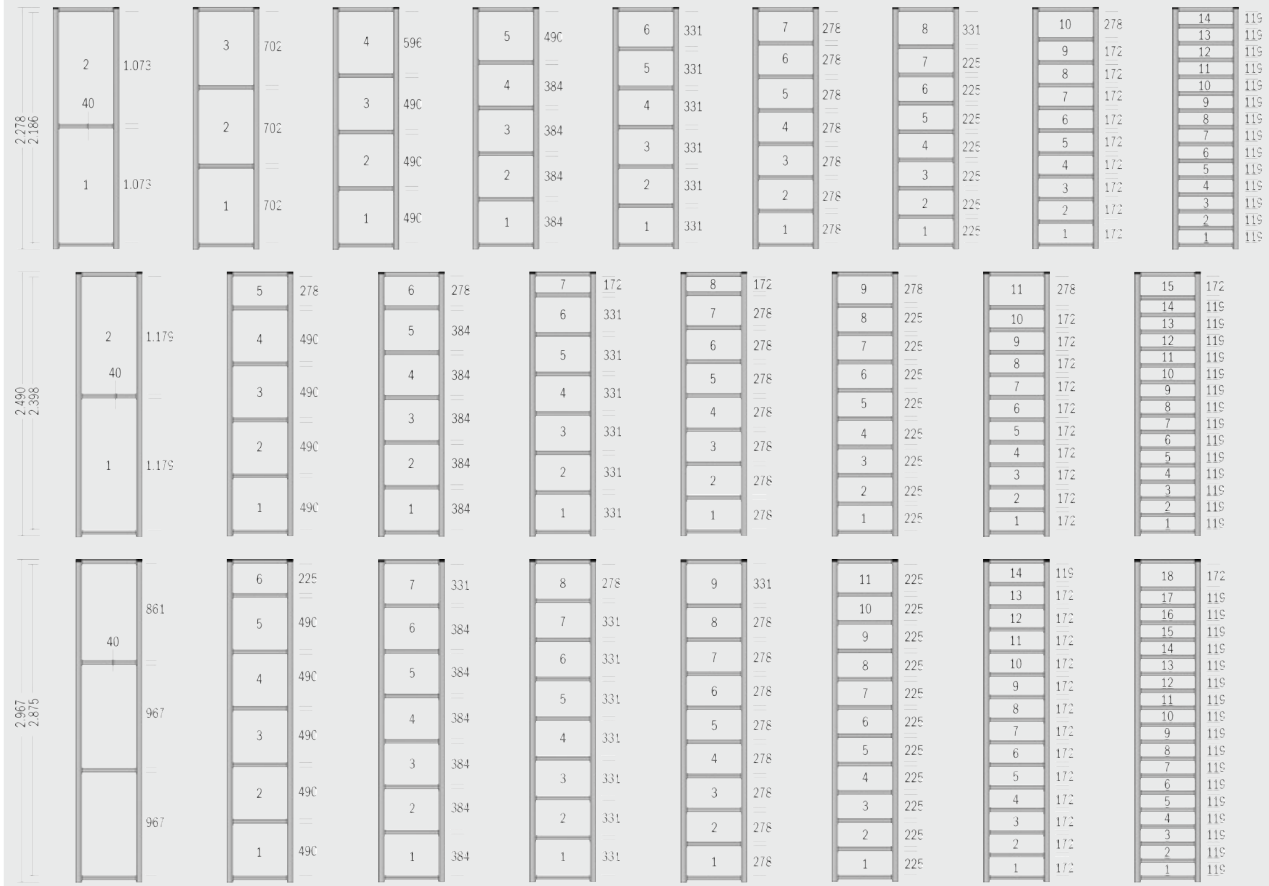
Full-height dividers

Sheet steel, galvanized, for clear shelf heights of 331 mm and 490 mm.

Item	Shelf depth (mm)	Divider height (mm)	Order no.
TR 3330	300	331	147000
TR 3430	400	331	147010
TR 3450		490	147020
TR 3530	500	331	147030
TR 3550		490	147040
TR 3630	600	331	147050
TR 3650		490	147060



Height elevations using shelves for the shelving heights 2,278, 2,490 and 2,967 mm



Boxes / containers

Modular shelving

Longspan racking

Pallet racking

Cantilever racking

Mezzanines / platforms

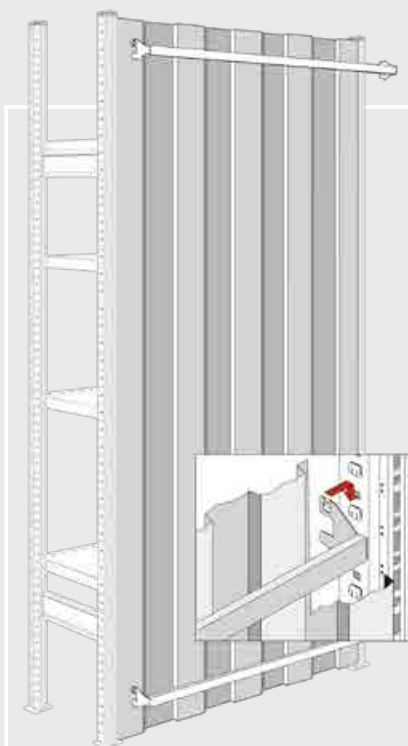
On-line shelving / KDR shelving

Semi-automated solutions

Logistics systems

Appendix

Shelving components and accessories



Back panels

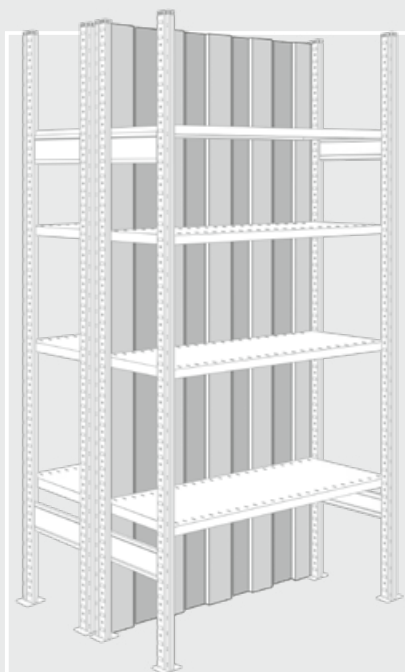
Sheet steel, galvanized. The 3-piece back panel leans against the shelves. The retaining beams are installed behind the back panel and attached to the upright lugs.

For bay width 994 mm, 3-piece

Item	Height (mm)	Order no.
RWA 31022	2,278	146700
RWA 31025	2,490	146520
RWA 31030	2,967	146530

For bay width 1,282 mm, 3-piece

RWA 31322	2,278	146710
RWA 31325	2,490	146550
RWA 31330	2,967	146560



Center panels, inside

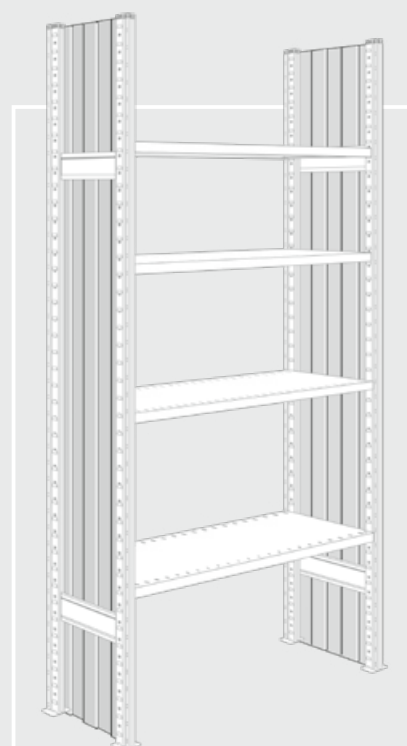
Sheet steel, galvanized. Installed in double-sided bays. The panels are held in position by the shelves.

For bay width 994 mm, 3-piece

Item	Height (mm)	Order no.
RWI 31022	2,278	146720
RWI 31025	2,490	146460
RWI 31030	2,967	146470

For bay width 1,282 mm, 3-piece

RWI 31322	2,278	146730
RWI 31325	2,490	146490
RWI 31330	2,967	146500



Side panels

Sheet steel, galvanized. The side panel leans against the upright frame and is held in position by the shelves.

For height 2,278 mm

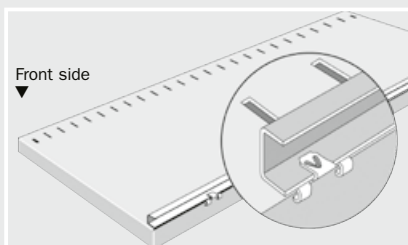
Item	Shelf depth (mm)	Order no.
SWI 3322	300	146650
SWI 3422	400	146660
SWI 3522	500	146670
SWI 3622	600	146680
SWI 3822	800	146690

For height 2,490 mm

SWI 3325	300	146150
SWI 3425	400	146160
SWI 3525	500	146170
SWI 3625	600	146180
SWI 3825	800	146190

For height 2,967 mm

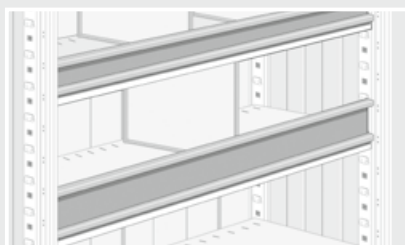
SWI 3330	300	146200
SWI 3430	400	146210
SWI 3530	500	146220
SWI 3630	600	146230
SWI 3830	800	146240



Back stop

Sheet steel, galvanized. Prevents load carriers and storage goods from being pushed through, include 3 clips.

Item	Bay width (mm)	Order no.
DSL 4102	994	27990
DSL 9131	1,282	38190



Bin fronts

Sheet steel, galvanized, for storing loose small parts. Particularly useful in conjunction with dividers and side and back panels.

Item	Bay width (mm)	Strip height (mm)	Order no.
VL 4001	994	40	27760
VL 4000		85	27750
VL 9001	1,282	40	37850
VL 9000		85	37860

U-profile strips

We recommend U-profile strips when using sheet steel central and back panels (RWI/RWA type).

U-profile strips, single

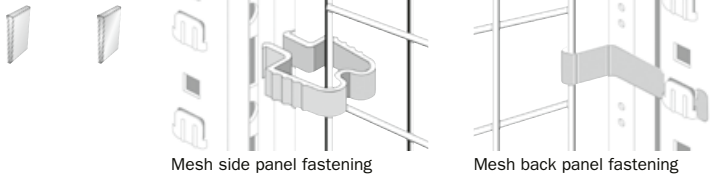
As an installation aid at the bottom or as a top piece.

Item	for bay width (mm)	Order no.
RWUE 3100	994	6623182
RWUE 3130	1,282	6623184

Order no. = on stock

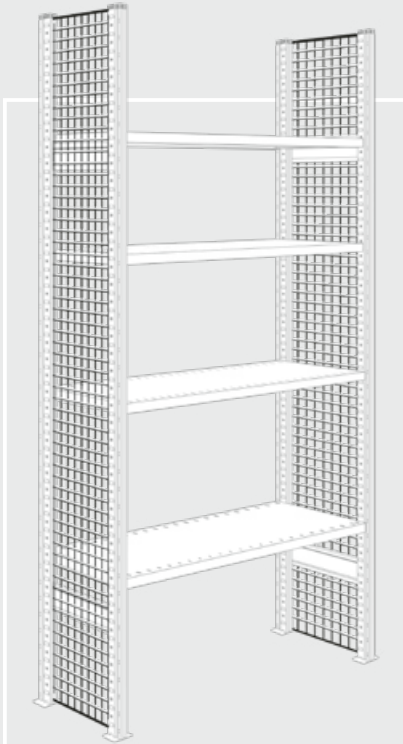
Accessories

GALVANIZED **LIGHT SILVER**



Mesh side panel fastening

Mesh back panel fastening



Mesh side panels

Steel wire, painted light silver. The panels are attached to the uprights using clips. Incl. fixing kit.

For height 2,278 mm

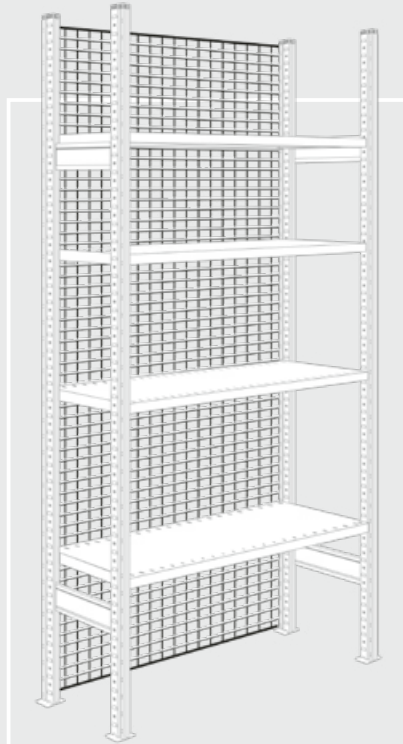
Item	Shelf depth (mm)	Order no.
SWG 3322	300	146740
SWG 3422	400	146750
SWG 3522	500	146760
SWG 3622	600	146770
SWG 3822	800	146780

For height 2,490 mm

SWG 3325	300	146350
SWG 3425	400	146360
SWG 3525	500	146370
SWG 3625	600	146380
SWG 3825	800	146390

For height 2,967 mm, 2-piece

SWG 3330	300	146400
SWG 3430	400	146410
SWG 3530	500	146420
SWG 3630	600	146430
SWG 3830	800	146440



Mesh back panels

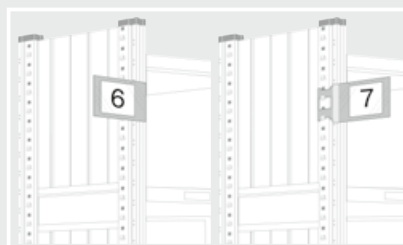
Steel wire, painted light silver. The panels are attached to the uprights using retaining springs. Incl. fixing kit.

For bay width 994 mm

Item	Height (mm)	Order no.
RWG 31022	2,278	146790
RWG 31025	2,490	146580
RWG 31030	2,967/pair	146590

For bay width 1,282 mm

RWG 31322	2,278	146800
RWG 31325	2,490	146610
RWG 31330	2,967/pair	146620



Angled version

Straight version

Aisle signage

For longitudinal and lateral labeling, with transparent film and removable labels. 1 PU = 10 pieces

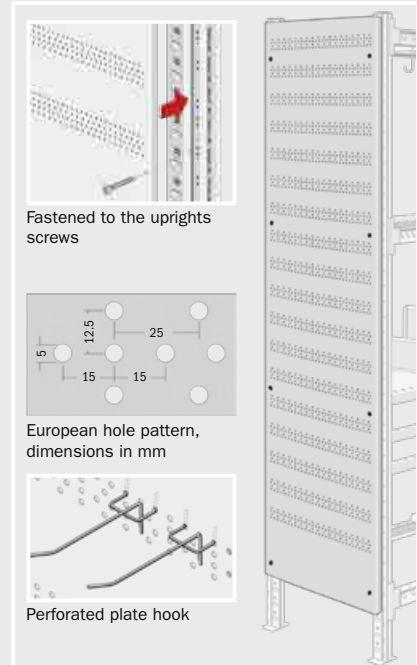
Item	Type	Order no.
GBQ	straight version	145720
GBL	angled version	145730



U-profile strips, doubled

As a connecting element for panel elements above each other.

Item	for bay width (mm)	Order no.
RWUD 3100	994	6623180
RWUD 3130	1,282	6623181



Fastened to the uprights screws

European hole pattern, dimensions in mm

Perforated plate hook

Outer side panels, perforated

Sheet steel, galvanized.

Height 2,000 mm

Item	Shelf depth (mm)	Order no.
SWA 3420	400	146260
SWA 3520	500	146270
SWA 3620	600	146280

Perforated plate hook

LPH 100		26790
---------	--	-------

Plinth rails

on request

Boxes / containers

Modular shelving

Longspan racking

Pallet racking

Cantilever racking

Mezzanines / platforms

On-line shelving / KDR shelving

Semi-automated solutions

Logistics systems

Appendix



Drawers

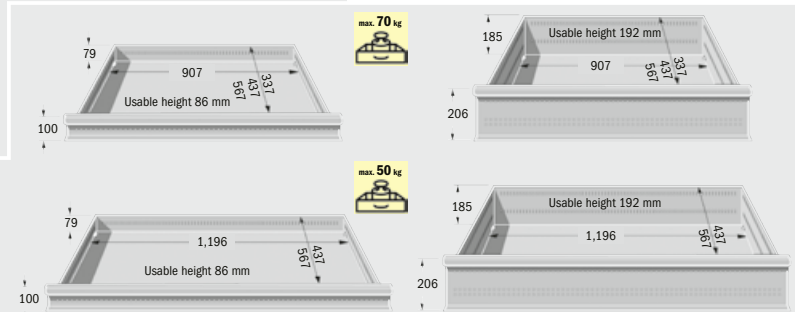
Drawers and accessories



Drawer side covers with and without lock

Stability

According to the guidelines of the German DG-UV rule 108-007, it is necessary to secure shelving units against tilting when drawers without a mechanical locking system are used.



Drawers for bay width 994/1,282 mm

Sheet steel, galvanized, optionally drawer fronts painted light silver. Drawers can be combined with two-wing doors.

Drawer side covers

Cover the spaces between the uprights and drawers. Attached using cross-head screws on the left and right of the drawer front.

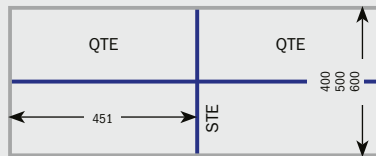
Delivered as a set for 1 drawer.

Item	For drawer front height (mm)	Type	Order no.
SBSL-ESCH 4100	100	with 1 lock	29720
SBL-ESCH 4100		without lock	28260
SBSL-ESCH 4200	206	with 1 lock	29730
SBL-ESCH 4200		without lock	28270

Item	Drawer front height (mm)	for bay width (mm)	for shelf depth (mm)	Usable depth (mm)	Load max. (kg)	Order no.
ESCH 341010-V-Z	100	994	400	337	70	6672340
ESCH 351010-V-Z		994	500	437	70	6672342
ESCH 361010-V-Z		994	600	567	70	6672345
ESCH 351310-V-Z		1,282	500	437	50	6672349
ESCH 361310-V-Z		1,282	600	567	50	6672351
ESCH 341020-V-Z	206	994	400	337	70	6672353
ESCH 351020-V-Z		994	500	437	70	6672355
ESCH 361020-V-Z		994	600	567	70	6672357
ESCH 351320-V-Z		1,282	500	437	50	6672361
ESCH 361320-V-Z		1,282	600	567	50	6672363

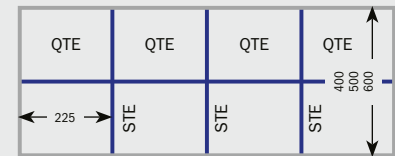
Drawer dividers and cross partitioning

Pushed into plastic brackets connected to the rows of holes for the drawer front and side panels. For compartment widths 451, 225 and 112 mm, the compartment depths can be freely configured using adjustable cross dividers. Without cross dividers, the full drawer depth can be used, enabling individual compartment lengths.



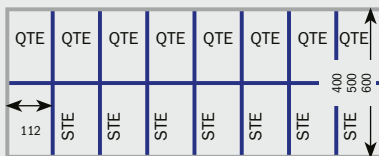
Quarter division, 1x STE and 2x QTE

Item	for drawer	Order no.
SE 4121	ESCH 4410	29742
SE 4122	ESCH 4420	29752
SE 5121	ESCH 4510	29740
SE 5122	ESCH 4520	29750
SE 6121	ESCH 4610	29741
SE 6122	ESCH 4620	29751




Eighth division, 3x STE and 4x QTE

Item	for drawer	Order no.
SE 4141	ESCH 4410	29762
SE 4142	ESCH 4420	29772
SE 5141	ESCH 4510	29760
SE 5142	ESCH 4520	29770
SE 6141	ESCH 4610	29761
SE 6142	ESCH 4620	29771



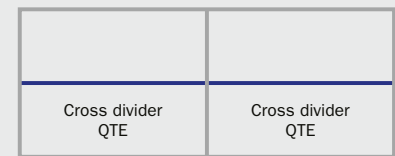
Sixteenth division, 7x STE and 8x QTE

Item	for drawer	Order no.
SE 4181	ESCH 4410	29782
SE 4182	ESCH 4420	29792
SE 5181	ESCH 4510	29780
SE 5182	ESCH 4520	29790
SE 6181	ESCH 4610	29781
SE 6182	ESCH 4620	29791



Longitudinal dividers

Item	Drawer front height (mm)	Order no.
STE 4010	100	26660
STE 4020	206	26670
STE 5010	100	29880
STE 5020	206	29881
STE 6010	100	29882
STE 6020	206	29883
QTE/STE	Divider holder	6000349



Cross dividers

Item	Division	Drawer front height (mm)	Order no.
QTE 1210	1/2	100	29860
QTE 1220	1/2	206	29861
QTE 1410	1/4	100	29862
QTE 1420	1/4	206	29863
QTE 1810	1/8	100	29864
QTE 1820	1/8	206	29865

Order no. = on stock

BLUE LIGHT SILVER




Pull-out shelves
Wing doors

Two-wing doors

The bottom shelf must always be 30 mm high. The side and back panels must be ordered separately when retrofitting

Pull-out shelves, drawer dividers and wing doors



Combination A

Only for drawer ESCH 4510.

12 longitudinal dividers W 46.5 mm and 30 cross dividers; 4 longitudinal dividers W 93 mm and 10 cross dividers.

Item	Shelf depth (mm)	Division height (mm)	Order no.
SUW 5003 A	500	36	35220
SUW 5006 A	500	66	35221



Combination B

Only for drawer ESCH 4510.

6 longitudinal dividers W 46.5 mm and 24 cross dividers; 3 longitudinal dividers W 93 mm and 12 cross dividers; 2 longitudinal dividers W 186 mm and 4 cross dividers.

Item	Shelf depth (mm)	Division height (mm)	Order no.
SUW 5003 B	500	36	35230
SUW 5006 B	500	66	35231



Combination C

Only for drawer ESCH 4510.

10 longitudinal dividers W 93 mm and 20 cross dividers.

Item	Shelf depth (mm)	Division height (mm)	Order no.
SUW 5003 C	500	36	35240
SUW 5006 C	500	66	35241



Insert boxes

Polystyrene, blue, with labeling handle.
Pieces per unit:
EK 1: 58 pcs.; EK 2: 80 pcs.;
EK 3: 120 pcs.; EK 111-N: 48 pcs.

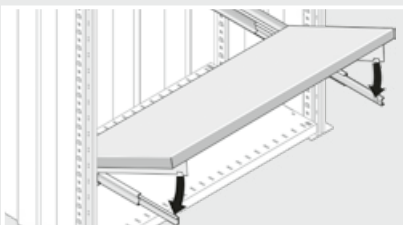
Item	L x W x H (mm)	Order no.
EK 1	180 x 96 x 60	1134
EK 2	90 x 96 x 60	1144
EK 3	90 x 48 x 60	1154
EK 111-N	137 x 87 x 96	4364

Insert boxes – complete set

Only for drawer ESCH 4510.

10x EK 1, 20x EK 2, 10x EK 3.

SET 2501	12914
----------	-------



Pull-out shelves

Sheet steel, painted light silver. Complete set including accessories. Compartment load: 70 kg (bay width 994 mm) and 50 kg (bay width 1,282 mm).

Item	Shelf depth (mm)	Bay width (mm)	Order no.
AZB 40995	400	994	35800
AZB 41283		1,282	35810
AZB 50995	500	994	35910
AZB 51283		1,282	35930
AZB 60995	600	994	35920
AZB 61283		1,282	35940



Two-wing door

For installation in open shelving units with bay widths 994 and 1,282 mm. Height 2,111 mm.

To install the lower door fitting, the lowest shelf must always be 30 mm high.

The side and back panels must be ordered separately when retrofitting.

Item	for bay width (mm)	Order no.
FTR 4001	994	27900
FTR 9001	1,282	17690
BM-FTR-R3	Fixing kit	144980

← The lowest shelf must always be 30 mm high

i Side and back panels

page B14

i Additional shelves

from page B10

Boxes / containers

Modular shelving

Longspan racking

Pallet racking

Cantilever racking

Mezzanines / platforms

On-line shelving / KDR shelving

Semi-automated solutions

Logistics systems

Appendix



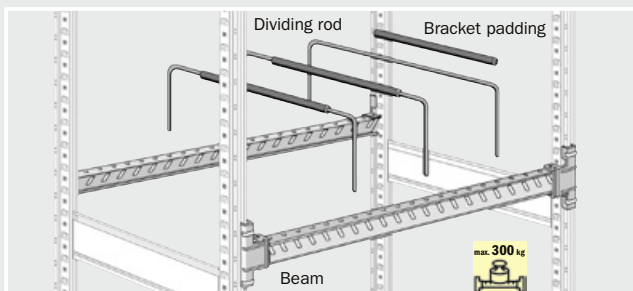
Beams
Tube dividers
Push-in holder

Hanging rail set
Rail support
Bridging cross beam

Accessories for storage of bulky parts

► Longitudinal z-beams

are used for storage of bulky and car body parts. A minimum of two pairs of beams must be installed per bay and secured against being lifted out using the included screws. Shelving with z-beams do not require cross-braces for stiffening purposes.



Beams

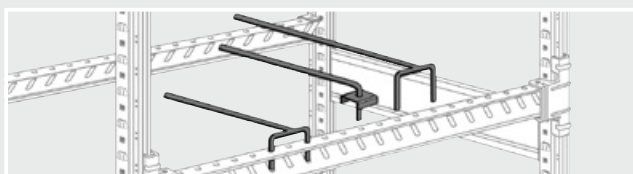
Sheet steel, galvanized. The height positions of the longitudinal beams can be adjusted in 53 mm steps.

Item	Beam length (mm)	Load/pair max. (kg)	Order no.
KTRZ 31036	994	300	147140
KTRZ 31336	1,282	300	147150
KTRZ 32036	2,019	300	147160

Hoop dividers

The KTB dividers serve to divide 500 or 800 mm deep shelving bays lengthwise. Height 330 mm.

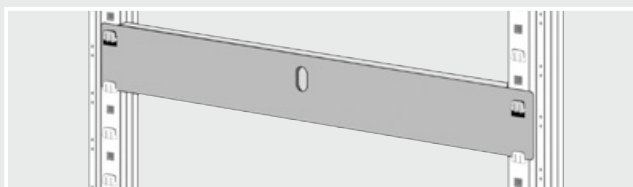
Item	Frame depth (mm)	Order no.
KTB 50	500	159420
KTB 80	800	159430
KTB S	Bracket padding	39640



Compartment dividers

Can be inserted and exhaust into the holes in the beams.

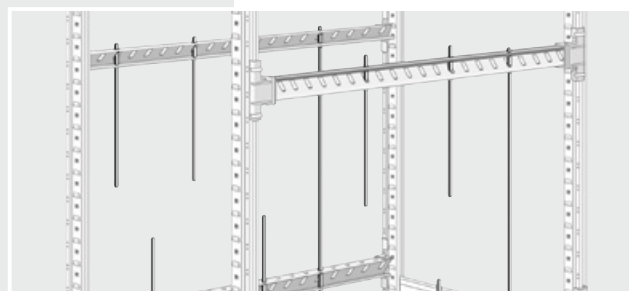
Item	Usable length (mm)	for shelf depth (mm)	Version with	Order no.
APH 340 E	340	400	1 connector	18130
APH 340	340	400	2 connectors	18120
APH 740	740	800	2 connectors	18110



Rail support

Sheet steel, galvanized. For lateral parts support.

Item	For shelf depth (mm)	Order no.
AL 3400	400	147470
AL 3500	500	147770
AL 3600	600	147780
AL 3800	800	147210



Tube dividers

Sheet steel, galvanized. The tubes are pushed through the holes in the beams and lock in place automatically.

Item	Push-in tube length (mm)	Usable height (mm)	Order no.
KRA 4170	170		159440
KRA 4300	300		159450
KRA 4950	Glass parts holder	894	159460
KRA 4105	Glass parts holder	1,000	159470

Terodaem protective underlay (not shown)

To be stuck on the beams as a protection for sensitive metal parts. Self-adhesive, 932 mm length, 2 mm thick.

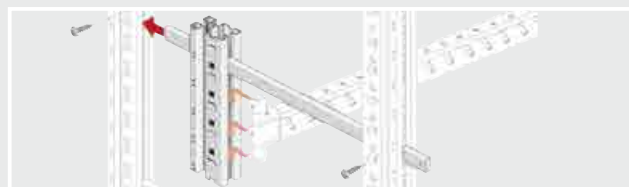
Item	Designation	Order no.
KRT 3102	Terodaem underlay, perforated	147340



Clothes rail set

Sheet steel, galvanized. For hanging covers, foot mats, clothing, etc.

Item	L x D (mm)	Order no.
KST 3108	994 x 800	147190
KST 3134	1,282 x 400	147490
KST 3138	1,282 x 800	147200



Bridging cross beam

Galvanized, for use in shelving frames and bridge fields as a storage option for differently-shaped parts.

Item	For shelf depth (mm)	Order no.
TRB 3812	800	147170

Order no. = on stock

Accessories for storage of bulky parts

Chipboard shelves, flush with beams

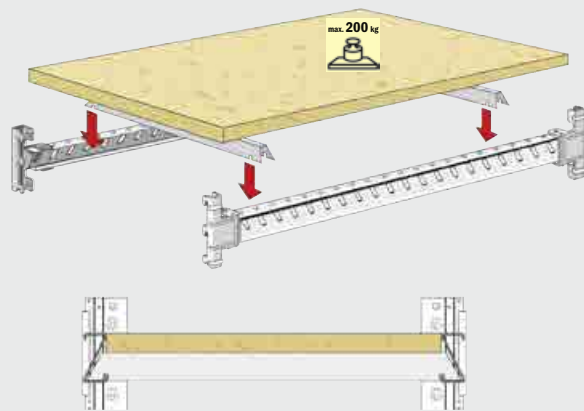
Made of 19 mm high chipboard. They are placed on the longitudinal beams via the universal carrier and create a unit with the same height. At the same time, the 19 mm high longitudinal edge of the wooden shelf is protected.

The beams are not included in the scope of delivery, please order separately (page B18).

Chipboard dimensions

for bay width 994 mm: W 985 x T 717 x H 19 mm
for bay width 1,282 mm: W 1,273 x T 717 x H 19 mm

Item	for bay width (mm)	Order no.
KRHH 381020	994, incl. 2 universal carriers	94760
KRHH 381320	1,282, incl. 3 universal carriers	94670
UT 8800	Universal carrier, single	94770



Chipboard shelves, recessed

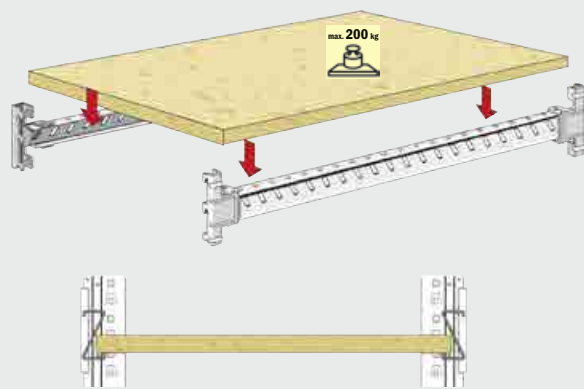
19 mm thick. Used as a stop, inserted into the longitudinal beams.

The beams are not included in the scope of delivery, please order separately (page B18).

Chipboard dimensions

for bay width 994 mm: W 985 x T 755 x H 19 mm
for bay width 1,282 mm: W 1,273 x T 755 x H 19 mm

Item	for bay width (mm)	Order no.
KRAB 381020	994	94830
KRAB 381320	1,282	94990



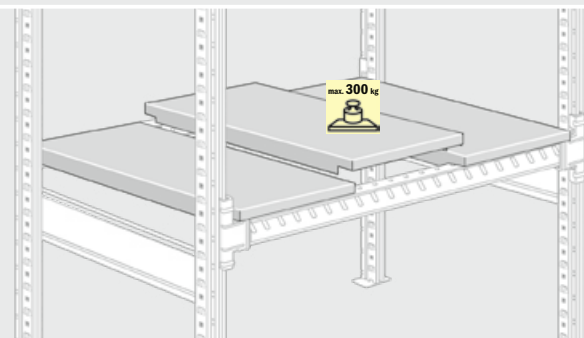
Sheet steel panels

Galvanized, single or multiple panels can be used to create closed storage areas on the beam levels.

The beams are not included in the scope of delivery, please order separately (page B18).

W 328 x D 800 mm.

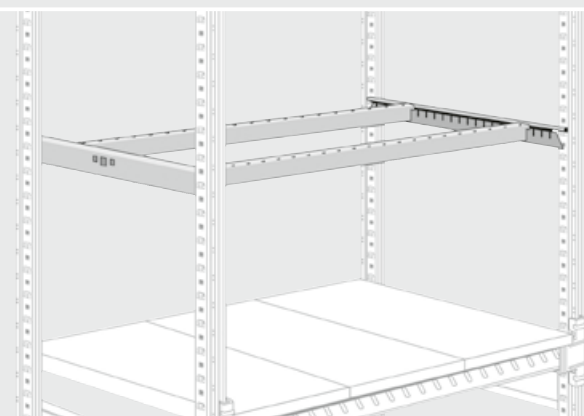
Item	for bay width (mm)	Order no.
PA7834	994 (3x for bay 994 mm)	29110



Universal set

The universal set allows the distances between the individual beams to be configured independently on the rack depth. Two opposite TA 4800 beam supports are fitted onto the upright lugs on the sides at the same height. These beam supports have vertical slits. The universal beams fit into the slots and any number can be attached with freely configurable spacings. The entire system is supplied as one universal set, consisting of 2 galvanized TA beam supports and 2 galvanized UT universal beams.

Item	Designation	Order no.
US 4100	Universal set, 4-piece, shelf depth 800 mm	26700
UT 4114	Universal beams, single	26710
KRT 4100	Terodaem underlay, self-adhesive	28220

Boxes /
containersModular
shelvingLongspan
rackingPallet
rackingCantilever
rackingMezzanines /
platformsOn-line shelving /
KDR shelvingSemi-automated
solutionsLogistics
systems

Appendix



LIGHT SILVER



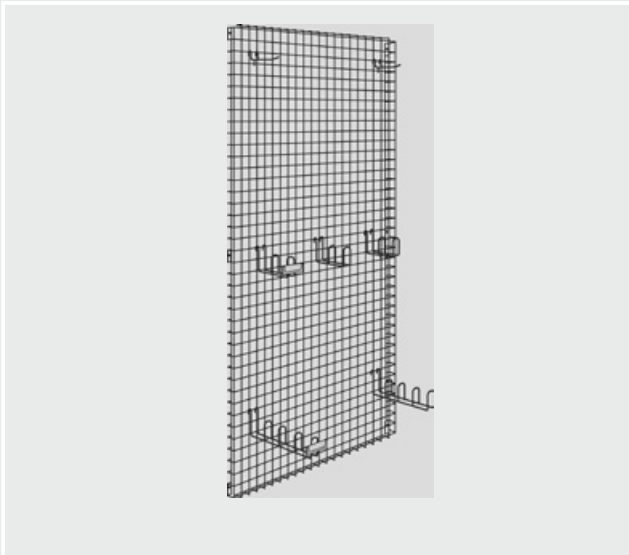
Ornamental parts mesh

GALVANIZED



Long parts hook

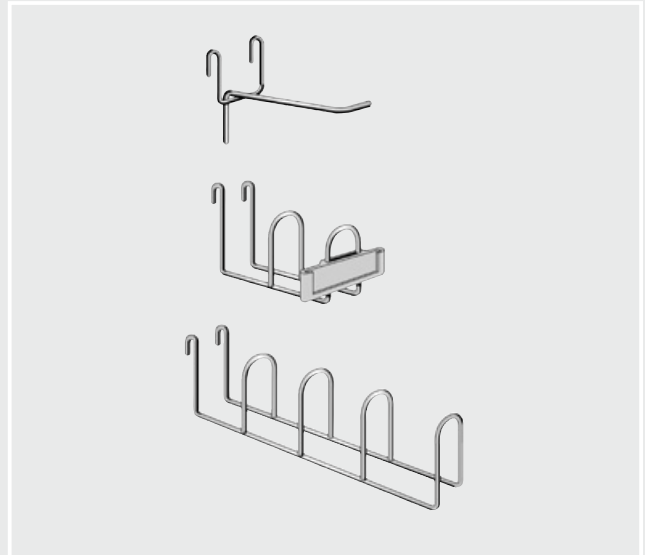
Panel and long material storage



Mesh wall hanging racks

Made of structural steel mesh, 50 x 50 x 4 mm, painted light silver. Incl. fastening clips.

Item	W x H (mm)	Order no.
ZR 210/W	1,055 x 2,050	11380



Long parts hook

Galvanized steel wire. Hook for storing long parts and ornamental parts, hooked into the wire-mesh wall racks.

Item	Depth (mm)	Height (mm)	Type	Order no.
ZH 1	100	75	single	11600
ZH 2	160	75	2 center bars	11390
ZH 4	350	75	4 center bars	11410



Label holder, labels and protective films

Item	Type	L x W (mm)	PU	Order no.
ZE 82	Plastic label frame	85 x 20	1	11420
ZEE	Index cards for ZE 82		100	11930
ZEF	Protective film		100	11940




For more information about panel and long material storage

on request

Water permeable shelves, shelving for the hazardous goods in storage

i Project-specific solutions
 We implement requirements regarding water and/or light permeability for your project with either perforated or wire mesh shelves.
 Talk to us!



Wire mesh shelves

Edge and reinforcements made of galvanized sheet steel with inserted wire-mesh. Load-bearing capacity up to max. 250 kg. Water permeability of up to 70%, ideal for project-specific fire protection requirements. Ideal for well-lit working environments and good air circulation. Powder-coated version on request.

Item	Shelf depth (mm)	L x D x H (mm)	Load (kg)	Order no.
DGB 341010 V	400	994 x 400 x 30	100	51701
DGB 341020 V	400	994 x 400 x 30	200	51706
DGB 351010 V	500	994 x 500 x 30	100	51702
DGB 351020 V	500	994 x 500 x 30	200	51707
DGB 361010 V	600	994 x 600 x 30	100	51703
DGB 361020 V	600	994 x 600 x 30	200	51708
DGB 381020 V	800	994 x 800 x 30	200	51709
DGB 341315 V	400	1,282 x 400 x 30	150	51711
DGB 341325 V	400	1,282 x 400 x 30	250	51716
DGB 351315 V	500	1,282 x 500 x 30	150	51712
DGB 351325 V	500	1,282 x 500 x 30	250	51717
DGB 361315 V	600	1,282 x 600 x 30	150	51713
DGB 361325 V	600	1,282 x 600 x 30	250	51718
DGB 381325 V	800	1,282 x 800 x 30	250	51719

Minimum order quantity: 1,000 pieces



Hazardous materials storage system

Shelving with drip trays and grating shelves for the storage of water-polluting substances as per WHG and combustible materials as per the Ordinance on Industrial Safety and Health (BetrSichV) along with substances of positive liquid list as per DIN 6601. The hazardous goods rack can only be equipped with grated shelves and drip trays. Other accessories from the R 3000 system cannot be used.

The drip tray is attached securely to the lowest shelf level, installed in accordance with the following testing principles:

- Construction rules list A, Part 1, serial no. 15.22, edition 2002/2 from the German Institute for Building Technology
- Ordinance on Installations for the Handling of Substances Hazardous to Water (VAWS)
- Water Resources Act (WHG) section 19h in combination with the Ordinance on Installations for the Handling of Substances Hazardous to Water (VAWS)
- Directive regarding the Requirements for Collecting Trays made of Steel (StawaR)
- DIN 6600, DIN 6601, DIN 6625

Above-ground collecting trays made of sheet steel S 350 GD, liquid-tight welded, suitable for materials with a density of max. 1,000 kg/m³. A corresponding test certificate from RWT has been issued. Compliance with the guidelines as documented by the type plate of the tray.

Grating shelves

Item	Shelf depth (mm)	L x D x H (mm)	Load (kg)	Order no.
G 4400	400	993 x 345 x 30	200	98190
G 4500	500	993 x 445 x 30	200	98170
G 4600	600	993 x 545 x 30	200	98180
G 4800	800	993 x 745 x 30	200	97980

Drip trays

Item	Shelf depth (mm)	L x D x H (mm)	Collection vol. (l)	Order no.
OAW 4400	400	1,020/970 x 390 x 120/127	30	97990
OAW 4500	500	1,020/970 x 490 x 120/127	38	98150
OAW 4600	600	1,020/970 x 590 x 120/127	46	98160
OAW 4800	800	1,020/970 x 790 x 120/127	60	97970

Order no. = on stock

Boxes / containers

Modular shelving

Longspan racking

Pallet racking

Cantilever racking

Mezzanines / platforms

On-line shelving / KDR shelving

Semi-automated solutions

Logistics systems

Appendix



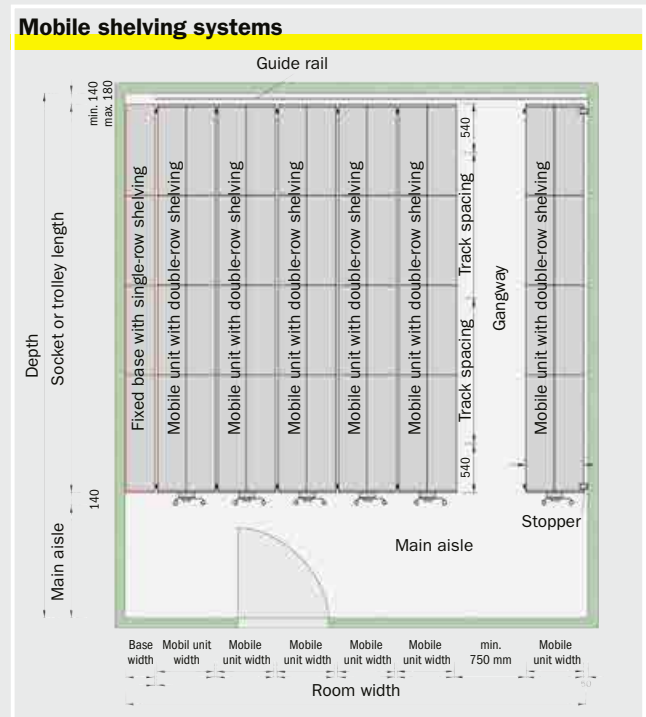
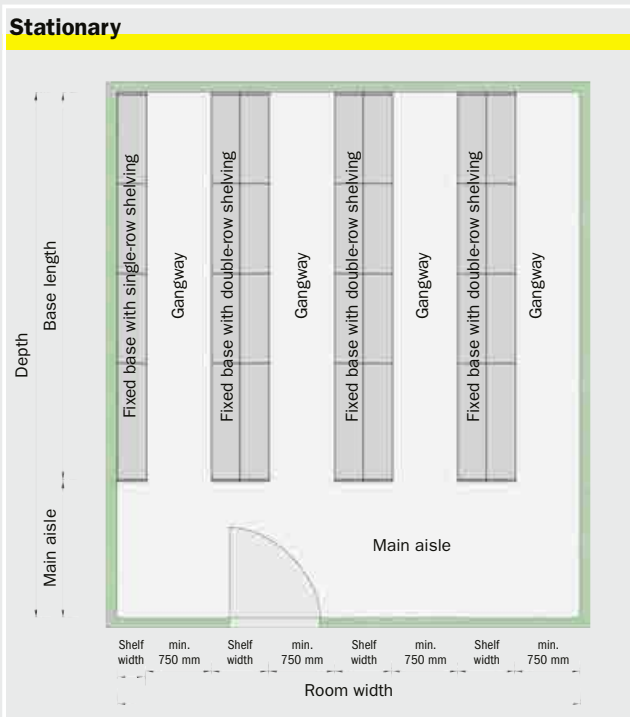
Compact storage with mobile shelving systems

- ▶ **Compact storage**
- ▶ **Optimum conveying**
even on critical surfaces
- ▶ **Your benefit:**
No risk of tripping
due to the use of special undercarriages directly on the existing floor

Conventional storage using fixed shelving requires a gangway between each shelf. This costs valuable storage space. Over the long term, mobile shelving systems are more profitable.

Mobile shelving technology requires only one aisle, as the shelving units are mounted on carriages and can be moved to provide access if needed.

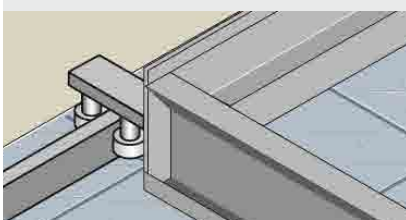
This increases valuable storage space by up to 85% for single-story and more than 100% for multi-tier installations.



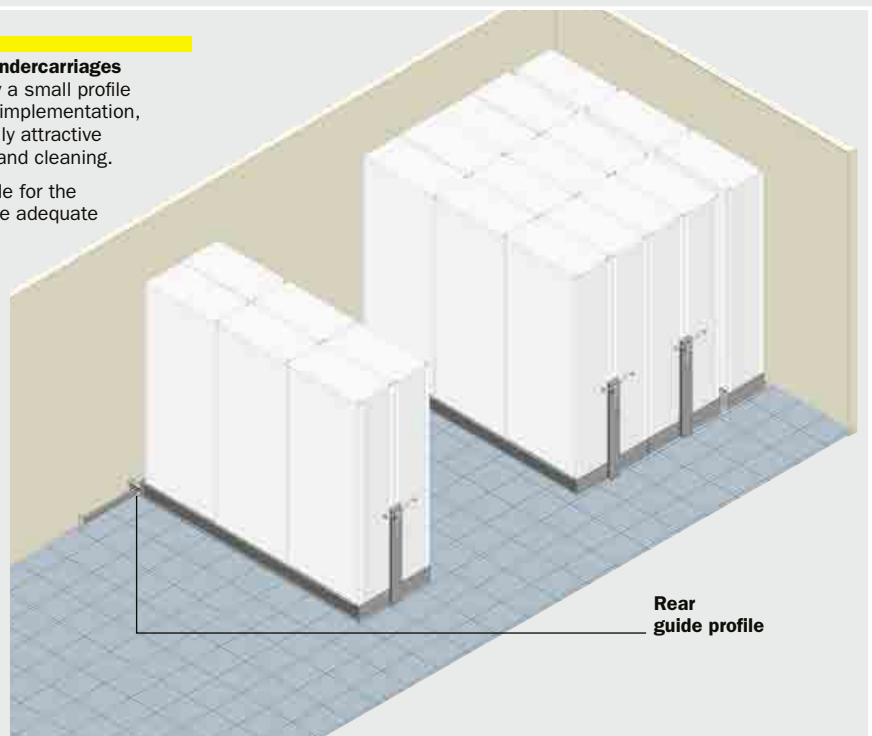
Rail-free systems with crank drive

These systems move the carriage **using special undercarriages directly on the existing floors**. They are guided by a small profile attached to the rear side. This saves time for the implementation, is especially cost-effective and is also an especially attractive option for modifications (relocations, extensions) and cleaning.

All permanently installed floor surfaces are suitable for the use of SSI SCHAEFER rail-free systems if they have adequate load-bearing capabilities.



Rear guide profile – rail-free version



► For storage on

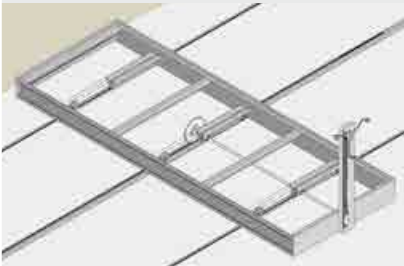
- Shelves
- Longitudinal beams
- Cantilever racking

Mobile shelving systems

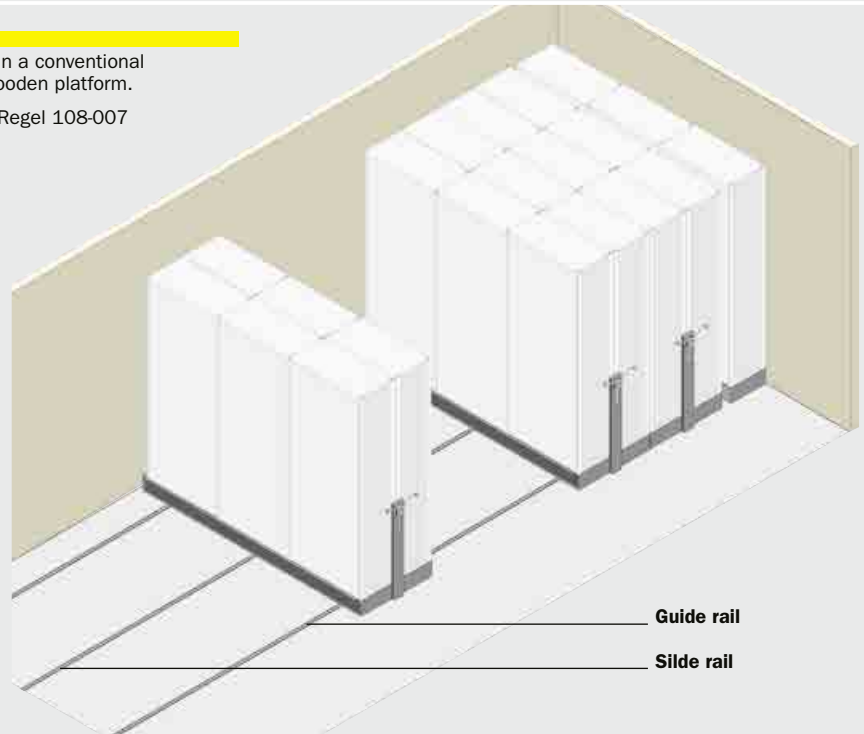
Rail-guided systems with crank drive

The mobile units can be moved safely and easily in a conventional manner using rails installed in the floor or on a wooden platform.

- Up to 5 t payload per mobile unit as per DG-UV-Regel 108-007
- Easy movement
- Long shelving rows possible
- With tipping protection (optional)



Rail-guided mobile unit

**Electrically movable racks with access control (RFID)**

With the VRL-ELX mobile shelving, the mobile units are moved parallel to each other with a single motor drive. This guarantees fast, secure and efficient work.

Scaling a badge on the operator panel opens the aisles for removal. In addition, the RFID control ensures security, because unauthorized persons do not have access to the system. The individual access privileges can be set for each rack row individually using a PC.

- Up to 16 t payload per traveling unit
- Long shelving rows possible
- With tipping protection
- RFID access control
- Fan function for fire extinguishing and ventilation of stored documents



Simple operation using RFID

Boxes /
containersModular
shelvingLongspan
rackingPallet
rackingCantilever
rackingMezzanines /
platformsOn-line shelving /
KDR shelvingSemi-automated
solutionsLogistics
systems

Appendix

Wheel and tire storage

Wheel and rim storage is efficient if it is optimally designed for the local conditions. Space-saving, flexible and safe systems are required. Wheel storage systems from SSI SCHAEFER fulfill precisely these criteria.

Storing wheels and rims has never been easier and more practical. The specially shaped wheel and rim beams simply slot into the pre-assembled upright frames without using screws. In addition, the strong beam end connectors reinforce the rigidity of the shelving. The individual levels can be adjusted in 53 : 53 mm steps at any time.

SSI SCHAEFER offers a variety of wheel storage solutions. These include storage next to each other in single and double-depth racks and in sets behind one another in channels.

Page B25 displays the complete shelving systems and their individual parts.

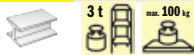
Car dealerships and workshops rely increasingly on complete service concepts to offer their customers added value. This includes services such as storing the customers' wheels.

On pages B26 and B27 you will find a solution that could be well suited to your needs. We are happy to advise you – feel free to contact us!

The numerous reference systems speak for themselves. SSI SCHAEFER designs the most economical, technically and ergonomically optimized system based on your specific application and usage.



GALVANIZED



Upright slots

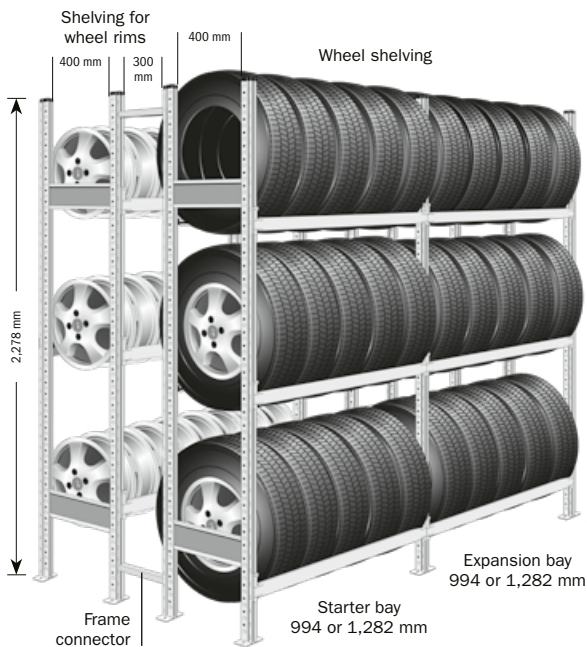
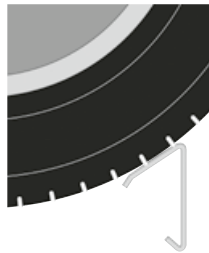
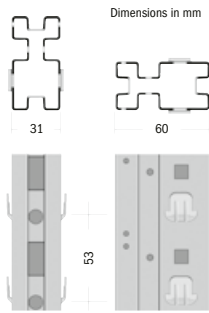
the upright slots enable the tire and rim beams to be configured and adjusted in a 53 mm pattern without the use of screws. This allows the levels to be precisely adjusted to the specific wheel and rim sizes

Lug pitch

at the same time, the lug spacing (53 mm pattern) enables shelves to be inserted so that the shelving can be used extensively and for a variety of different purposes

Wheel and rim beam

the special beam profile from SSI SCHAEFER ensures the safe storage of wheels and rims



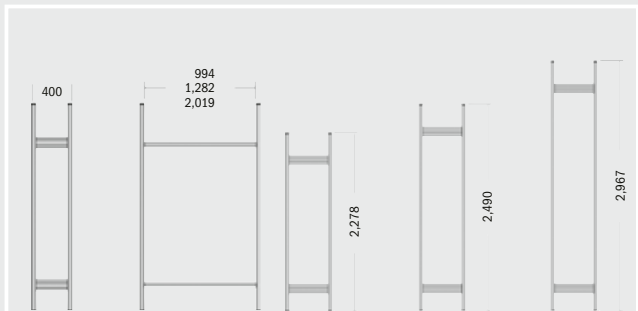
Wheel storage – complete systems/individual parts

Wheel and rim complete shelving systems

For approximately 15 or 18 medium-sized wheels per bay. Especially sturdy and flexible bolt-free system. Sheet steel, galvanized. Complete units consisting of:

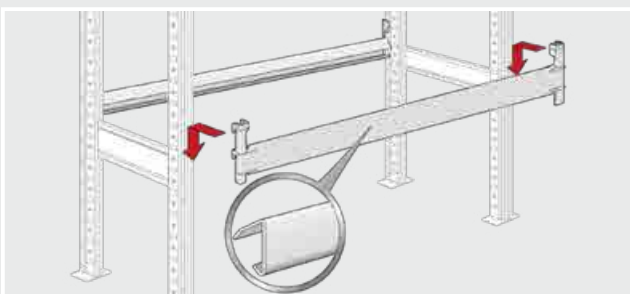
- Starter bay: 2 frames and 6 beams (equal to 3 storage levels), 2 frame connectors
- Expansion bay: 1 frame and 6 beams (equal to 3 storage levels), 1 frame connector
- Clear bay width: 994/1,282 x H 2,278 x D 400 mm
- Adjusting pattern: 53 : 53 mm

Item	Type	Bay width (mm)	Order no.
RFR3410223V-GF	Starter bay	994	147900
RFR3410223V-AF	Expansion bay	994	147910
RFR3413223V-GF	Starter bay	1,282	147920
RFR3413223V-AF	Expansion bay	1,282	147930



Upright frames, galvanized

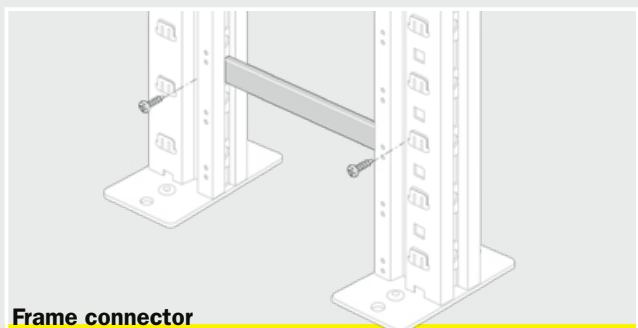
Item	Shelf height (mm)	Shelf depth (mm)	Bay load max. (kg)	Order no.
RR34322-V-M	2,278	400	3,000	6671816
RR34325-V-M	2,490	400	3,000	6671821
RR34330-V-M	2,967	400	3,000	6671826



Wheel and rim beams

Item	Clear bay width (mm)	Load/pair max. (kg)	Order no.
RTR 31015	994	100	147220
RTR 31115	1,100	100	6670435
RTR 31315	1,282	100	147230
RTR 31325	1,282	200	147980
RTR 31525	1,506	200	147990
RTR 32025	2,019	200	147240
RTR-VS3400	Torsion bar for clear bay width 2,019 mm		6670339

Order no. = on stock



Frame connector

Sheet steel, galvanized. For connecting 2 shelving bays back-to-back. Incl. fixing kit.

Item	For frame distance (mm)	Order no.
RV 3300	300	147120

Boxes / containers

Modular shelving

Longspan racking

Pallet racking

Cantilever racking

Mezzanines / platforms

On-line shelving / KDR shelving

Semi-automated solutions

Logistics systems

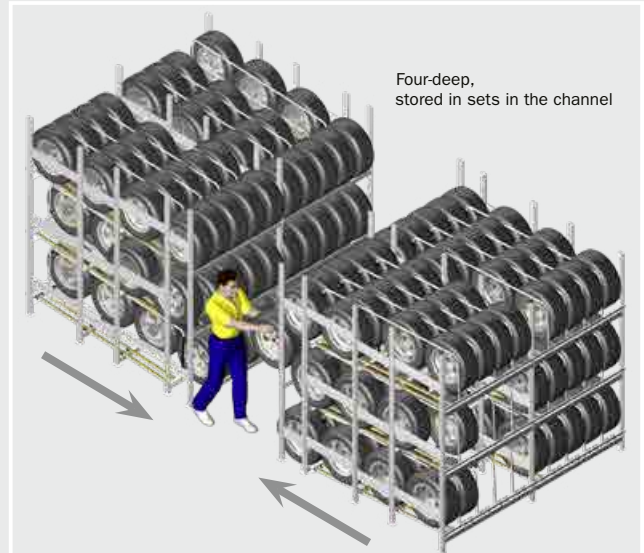
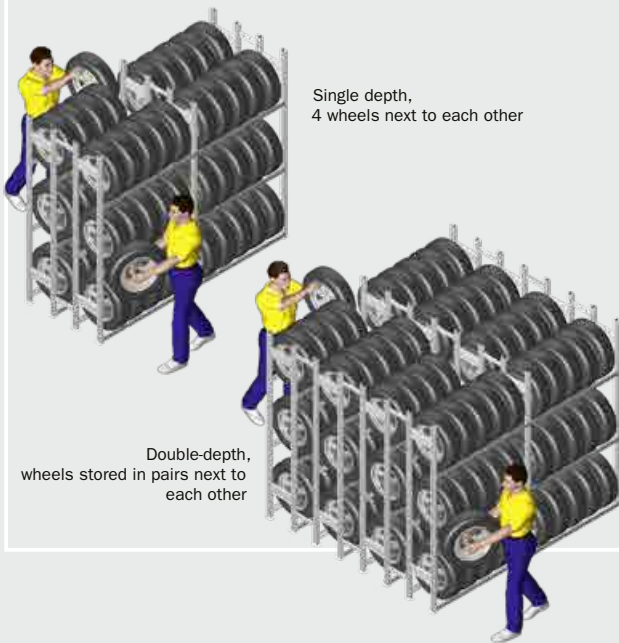
Appendix

Wheel storage

Single/double-depth, stationary shelves

The conventional single-depth system stores the four wheels next to each other in a single-depth shelving. Storing the wheels in double-depth pairs is more efficient. In this case, two wheels are stored one behind the other in a shelving.

Single and double-depth shelving systems can also be installed as mobile shelving with manual or electric drives.



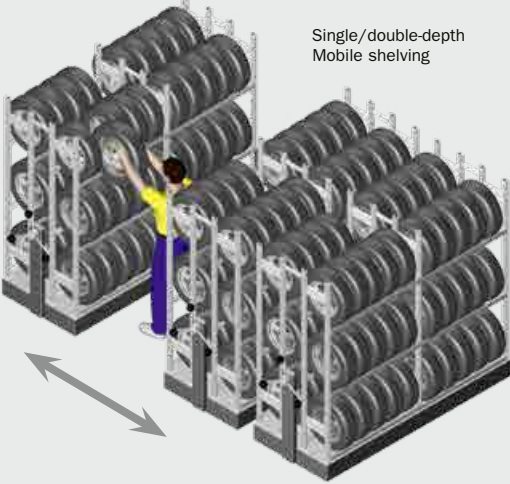
Four-deep, dynamic shelves

Four-deep, dynamic shelving conveniently provide a cost effective and efficient solution for storing a set of wheels one behind the other in a channel with roller tracks where they can also be removed ergonomically.

This method combines dynamic storage technology with conventional shelving. During removal, the wheels at the rear roll forward on roller tracks into an easily accessible position.



Wheel storage



Single/double-depth
Mobile shelving

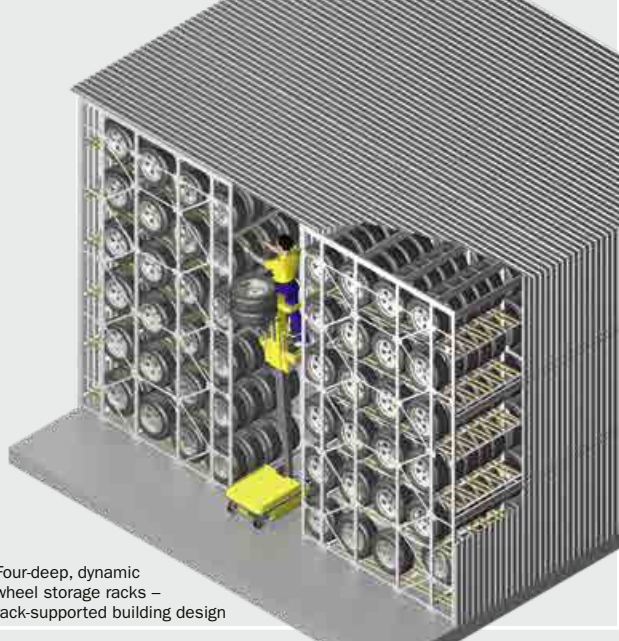
Wheel storage with mobile shelving systems

Mobile shelving technology requires only one aisle because the shelving units are mounted on carriages and can be moved to provide access if needed.

This increases valuable storage space by up to 85% for single-story and more than 100% for multi-tier installations.

Wheel storage using a silo construction

All stationary systems can also be implemented as integrated building solutions with complete roof and wall cladding (silo construction). SSI SCHAEFER draws on decades of experience in the high bay shelving and racking systems and numerous successful reference projects.



Four-deep, dynamic wheel storage racks – rack-supported building design



Boxes / containers

Modular shelving

Longspan racking

Pallet racking

Cantilever racking

Mezzanines / platforms

On-line shelving / KDR shelving

Semi-automated solutions

Logistics systems

Appendix

Compact storage using ...

New parts storage concepts based on the SSI SCHAEFER Locator System.

Effective storage planning is distinguished by short travel times for people and material. In keeping with the motto "space-saving – fast – flexible and reliable", SSI SCHAEFER has taken parts storage to a new level with the Locator System. This concept provides capabilities that were once reserved for state-of-the-art logistics centers.

The principle:

The parts are stored on the basis of their size and weight as well as the current inventory. Special characteristics such as hazardous substances, water, sensitivity and value are taken into account as is the movement data of the article.

The Locator System assigns a suitable storage location with a fixed address to every article based on its specified characteristics.

Benefits for facility management

- ▶ Up to 50% space saving
- ▶ Up to 50% lower operating costs (energy and maintenance)



Operational benefits

- ▶ **Up to 70% shorter paths**
when picking orders = order picking work
- ▶ **Up to 50% shorter paths**
when putting goods into storage
- ▶ **Up to 70% faster storage**



The result:

The consistent compartment allocation determines the space reserves in advance. This results in significantly better space usage for small and middle-sized parts in comparison to conventional systems. This provides storage area and space savings **of up to 50%**.

The storage locations always have optimized paths based on the turnover, further reducing the already short paths. This also shortens the travel time for both storage and order picking **by more than 70%**.

Another advantage is that **searching is eliminated**. The part is located where it is registered in the EDP system. Parts can be found by anyone, even without special expertise.



... SSI SCHAEFER Locator System

Boxes /
containersModular
shelvingLongspan
rackingPallet
rackingCantilever
rackingMezzanines /
platformsOn-line shelving /
KDR shelvingSemi-automated
solutionsLogistics
systems

Appendix



R 7000 – the versatile shelving system



The R 7000 modular shelving is an advanced frame system that enables the completely free design of the shelving bays. It is easy to assemble and suitable for a wide range of warehouse tasks due to its diverse accessories.

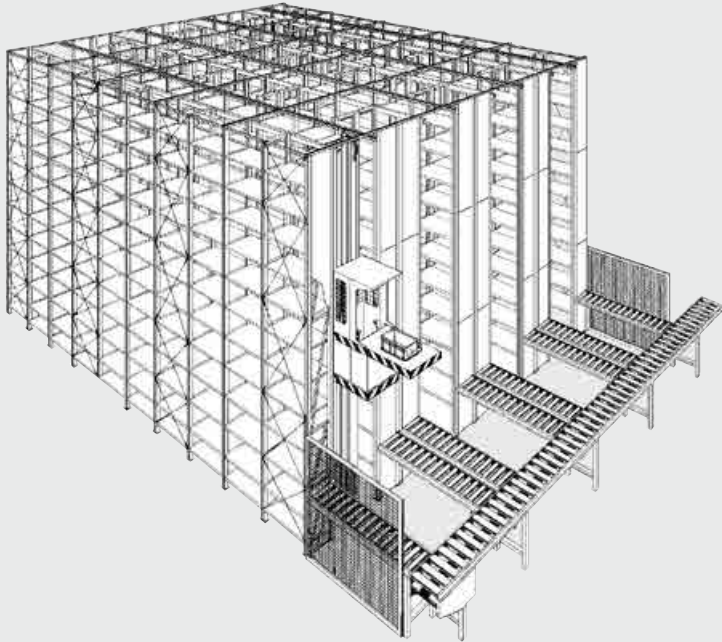
Freely positionable shelves or beams enable variable compartment heights that can be flexibly adapted to the size of the storage goods.

Available with the bay widths 995 and 1,283 mm, the shelving system is designed for bay loads of up to 6,000 kg. As a consequence, the R 7000 modular shelving system is ideal for constructing free-standing high bay racking systems with storage and retrieval machinery or for multi-tier installations with accessible platforms and high load requirements.

Boxes /
containersModular
shelvingLongspan
rackingPallet
rackingCantilever
rackingMezzanines /
platformsOn-line shelving /
KDR shelvingSemi-automated
solutionsLogistics
systems

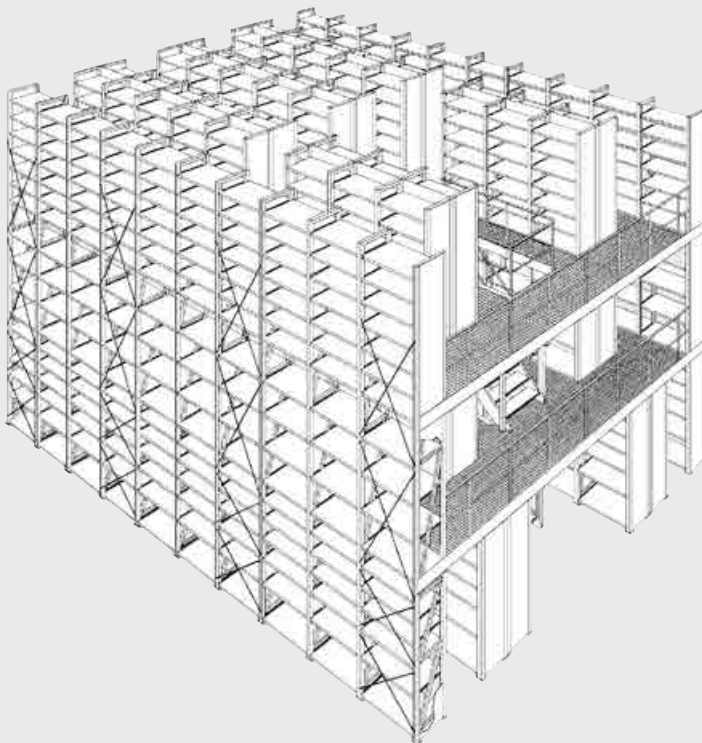
Appendix

High bay storage and multi-tier installations



The R 7000 as high bay storage connected to a conveyor system

i Up to 5 stories high



The R 7000 as a three-story walk-in modular shelving system



- ▶ **Bolt-free system**
for high bay storage
- ▶ **Frame system**
2 bay widths, 4 shelf depths, various story heights
- ▶ **Rapid assembly**
due to precisely prefabricated components
- ▶ **High loading capacity of up to 6,000 kg per bay**
- ▶ **Extensive range of accessories**
- ▶ **High bay storage facilities and multi-tier installations can be constructed**

The R 7000 complies with the guidelines for storage facilities and equipment defined by the trade association. As such, it is certified with the GS mark.



The equipment



► **R 7000 on-line shelving**
from page **G6**



Bay width
995 mm

Bay width
1,283 mm

Upright frames
Page **B34**

End stop
Page **B36**

Cross braces for stabilization
Page **B34**

Free-standing dividers
Page **B37**

Full-height dividers
Page **B37**

Semi-open front storage containers
Chapter **A**,
from page **A2**



i Also available:

Mesh side and back panels (not shown)
Page **B38 – B39**

Solid steel side and back panels (not shown)
Page **B38**

Horizontal braces (not shown)
Page **B36**

Shelves
Page **B35**

Bin fronts
Page **B39**



GALVANIZED

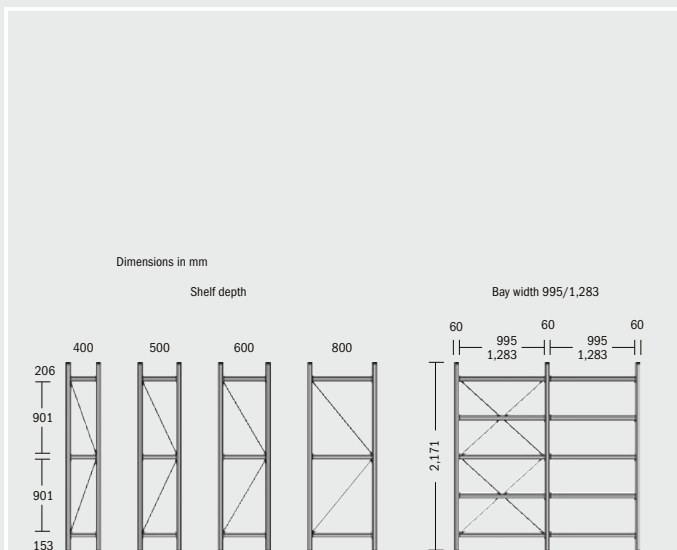
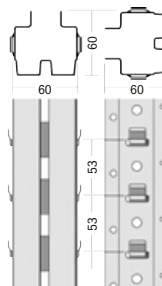


The upright frame system

Upright profiles and horizontal frame bracing pre-assembled at the factory

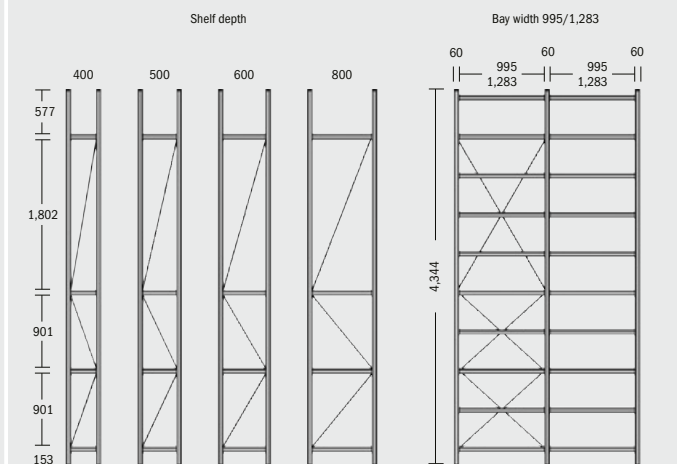
Pre-assembled upright frames are folded up for space-saving transport

Lug pattern: 53 : 53 mm



Upright frame, height 2,171 mm, galvanized

Item	Height (mm)	Shelf depth (mm)	Bay load max. (kg)	Order no.
RR 7442	2,171	400	4,000	28290
RR 7542		500	4,000	28390
RR 7642		600	4,000	28490
RR 7842		800	4,000	28590

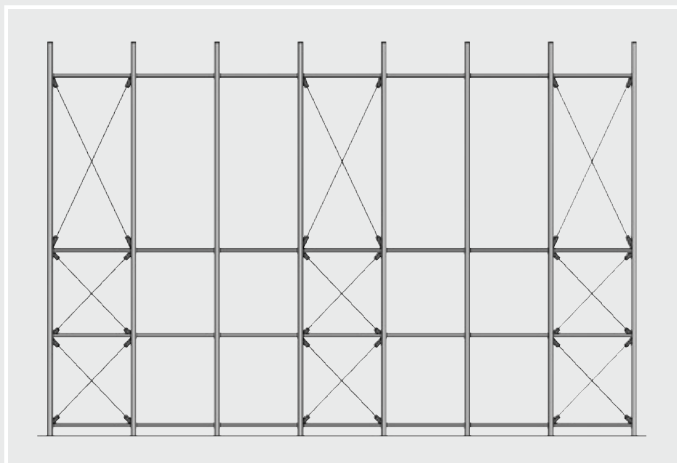


Upright frame, height 4,344 mm, galvanized

Item	Height (mm)	Shelf depth (mm)	Bay load max. (kg)	Order no.
RR 7444	4,344	400	4,000	28300
RR 7544		500	4,000	28400
RR 7644		600	4,000	28500
RR 7844		800	4,000	28600
RR 7454	4,344	400	5,000	28310
RR 7554		500	5,000	28410
RR 7654		600	5,000	28510
RR 7854		800	5,000	28610
RR 7464	4,344	400	6,000	28320
RR 7564		500	6,000	28420
RR 7664		600	6,000	28520
RR 7864		800	6,000	28620

Further heights

on request



Cross braces

A cross brace must be fitted onto the back of the first and every other third bay to stabilize the shelving. Shelves must be attached near the cross-brace connecting points and secured against accidental removal with anti-lifting devices.

Item	Height (mm)	Bay width (mm)	Order no.
KV 7109	901	995	28700
KV 7118	1,802	995	28710
KV 7131	901	1,283	28740
KV 7132	1,802	1,283	28750

Order no. = on stock


Shelves

GALVANIZED **LIGHT SILVER**



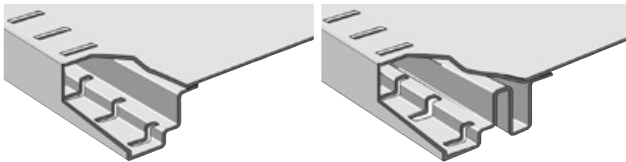
Underside Shelf V-design

Underside Shelf N-design




Shelves

sheet steel, galvanized or powder-coated light silver, 30 mm high. For dividing the shelving bays into compartments of any desired height. With rows of slots at the front and rear for fitting dividers, slot spacing 41 mm. Offset arrangements of independent compartment heights are possible in double-row shelving



Single edge shelf with 6-fold longitudinal edge = N-design

Double edge shelf with 10-fold longitudinal edge = V-design



Shelves for bay width 995 mm, height 30 mm

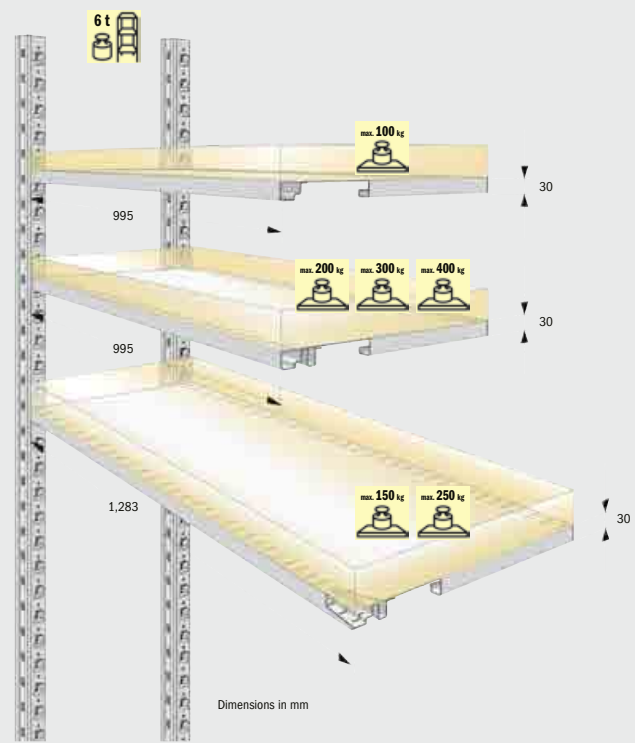
Sheet steel, powder-coated light silver or galvanized.

Item	Shelf depth (mm)	Load capacity max. (kg)	Edge design	Surface	Order no.
ZB 4413 V	400	100	N	Galvanized	27012
ZB 4413 L		100	N	Powder-coated	27010
ZB 4423 V		200	V	Galvanized	27022
ZB 4423 L		200	V	Powder-coated	27020
ZB 4513 V	500	100	N	Galvanized	27032
ZB 4513 L		100	N	Powder-coated	27030
ZB 4523 V		200	V	Galvanized	27042
ZB 4523 L		200	V	Powder-coated	27040
ZB 4533 V		300	V	Galvanized	27052
ZB 4533 L		300	V	Powder-coated	27050
ZB 4543 V		400	V	Galvanized	27062
ZB 4543 L		400	V	Powder-coated	27060
ZB 4613 V	600	100	N	Galvanized	27072
ZB 4613 L		100	N	Powder-coated	27070
ZB 4623 V		200	V	Galvanized	27082
ZB 4623 L		200	V	Powder-coated	27080
ZB 4633 V		300	V	Galvanized	27092
ZB 4633 L		300	V	Powder-coated	27090
ZB 4643 V		400	V	Galvanized	27102
ZB 4643 L		400	V	Powder-coated	27100
ZB 4823 V	800	200	V	Galvanized	27172
ZB 4823 L		200	V	Powder-coated	27170
ZB 4843 V		400	V	Galvanized	27192
ZB 4843 L		400	V	Powder-coated	27190

Shelves for bay width 1,283 mm, height 30 mm

Sheet steel, powder-coated light silver or galvanized.

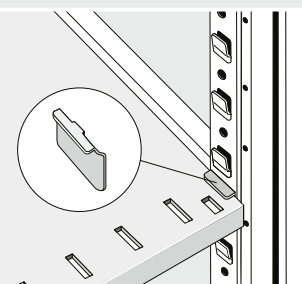
ZB 9415 V	400	150	V	Galvanized	38102
ZB 9415 L		150	V	Powder-coated	38100
ZB 9515 V	500	150	V	Galvanized	38112
ZB 9515 L		150	V	Powder-coated	38110
ZB 9525 V		250	V	Galvanized	38122
ZB 9525 L		250	V	Powder-coated	38120
ZB 9615 V	600	150	V	Galvanized	38132
ZB 9615 L		150	V	Powder-coated	38130
ZB 9625 V		250	V	Galvanized	38142
ZB 9625 L		250	V	Powder-coated	38140
ZB 9825 V	800	250	V	Galvanized	38282
ZB 9825 L		250	V	Powder-coated	38280



Anti-lifting clips

The shelves at the cross-brace connecting points have to be fitted with anti-lifting clips in every bay of a shelving row. 1 set = 4 pieces.

Item	Order no.
AS 7000	28730



Boxes / containers

Modular shelving

Longspan racking

Pallet racking

Cantilever racking

Mezzanines / platforms

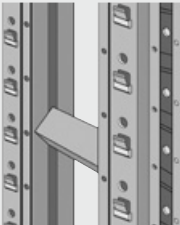
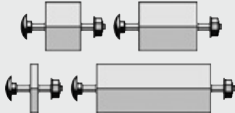
On-line shelving / KDR shelving

Semi-automated solutions

Logistics systems

Appendix


Shelving components and accessories

Frame connector

Screw, nut and sleeve. Connects two frames back-to-back with 6, 30, 50 or 100 mm distance.

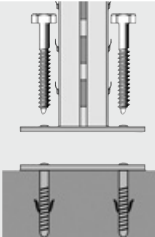
Item	Frame distance (mm)	Order no.
RV 7006	6	29290
RV 7030	30	29220
RV 7050	50	29340
RV 7100	100	29230



Shim plates

Sheet steel, galvanized. To compensate for slightly uneven ground surfaces.

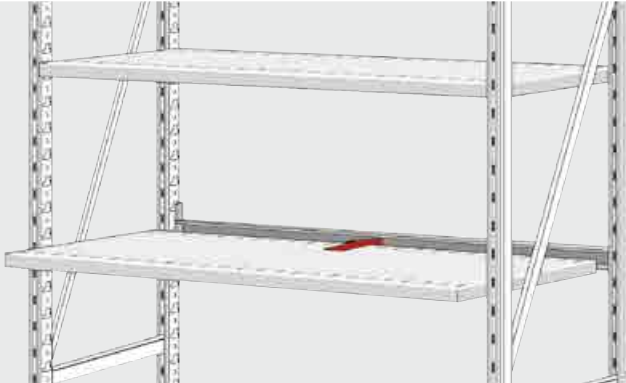
Item	Thickness (mm)	Order no.
UP 7001	1	28980
UP 7002	2	28970
UP 7003	3	28960



Floor fixing

For anchoring the racks to the floor. Consists of screws, dowels and U washers.

Item	Order no.
BF 7000	29270



Horizontal braces

Sheet steel, powder-coated light silver. Used for stiffening shelving rows longitudinally when cross-braces cannot be used because single-sided shelving must be accessible from both sides respectively when long parts must be pushed through in a double-sided bay. Always used with 1 shelf and 2 anti-lifting devices. The interlocking connection with the upright guarantees high rigidity.

Bay load capacity on request!

Item	Bay width (mm)	Order no.
LV 7103	995	28720
LV 7130	1,283	29080



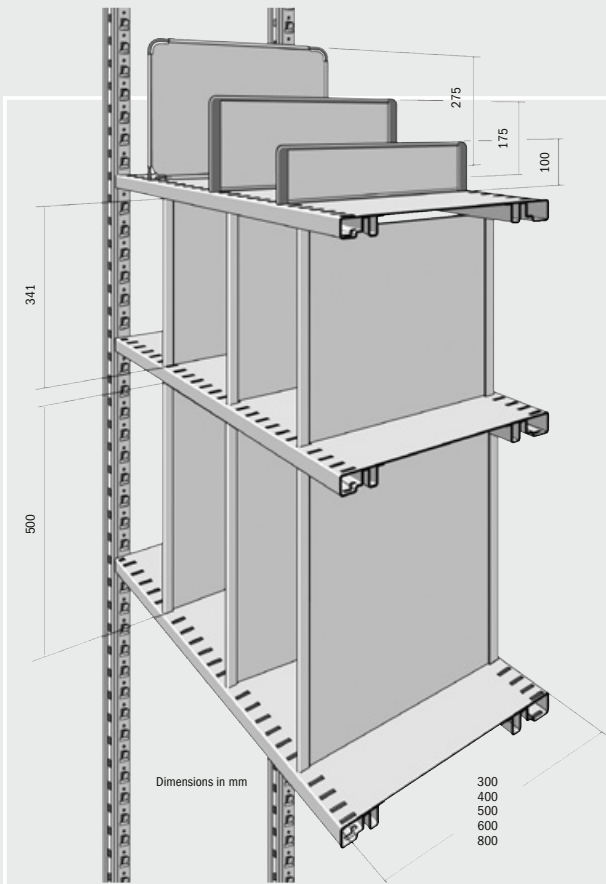
Back stop

Sheet steel, galvanized. Prevents load carriers or cartons from being pushed through, including 3 clips.

Item	Bay width (mm)	Order no.
DSL 4102	995	27990
DSL 9131	1,283	38190



The accessories



Full-height dividers for 30 mm high shelves

Sheet steel, galvanized. For 341 mm and 500 mm compartment heights.

Item	Shelf depth (mm)	Divider height (mm)	Version with	Order no.
TR 4440	400	341		27210
TR 4450		500		27240
TR 4540	500	341		27220
TR 4550		500		27250
TR 4640	600	341		27230
TR 4650		500		27260

Free-standing dividers for 30 mm high shelves

Sheet steel, galvanized. Inserted into the slots of the shelves independently of the compartment height and can be used in combination with bin fronts.

Item	Shelf depth (mm)	Divider height (mm)	Version with	Order no.
TRF-K 4410	400	100	Plastic connectors	27310
TRF-K 4417		175	Plastic connectors	27350
TRF-D 4427		275	Wire connectors	27380
TRF-K 4510	500	100	Plastic connectors	27320
TRF-K 4517		175	Plastic connectors	27360
TRF-D 4527		275	Wire connectors	27390
TRF-K 4610	600	100	Plastic connectors	27330
TRF-K 4617		175	Plastic connectors	27370
TRF-D 4627		275	Wire connectors	27400
TRF-D 4810	800	100	Wire connectors	39650
TRF-D 4817		175	Wire connectors	39660

Height elevations using shelves for the shelving height 2,171 mm

2	1.025	3	601	4	495	5	389	6	230	7	177	8	230	10	177	13	177
		2	712	3	500	4	394	4	341	5	288	6	235	8	182	11	129
																10	129
																9	129
																8	129
																7	129
																6	129
																5	129
																4	129
																3	129
																2	129
																1	129

Height elevations using shelves for the shelving height 4,344 mm

4	1.078	6	548	8	548	10	442	12	177	14	124	16	283	20	230	27	124
																26	129
																25	129
																24	129
																23	129
																22	129
																21	129
																20	129
																19	129
																18	129
																17	129
																16	129
																15	129
																14	129
																13	129
																12	129
																11	129
																10	129
																9	129
																8	129
																7	129
																6	129
																5	129
																4	129
																3	129
																2	129
																1	129

Order no. = on stock

Boxes / containers

Modular shelving

Longspan racking

Pallet racking

Cantilever racking

Mezzanines / platforms

On-line shelving / KDR shelving

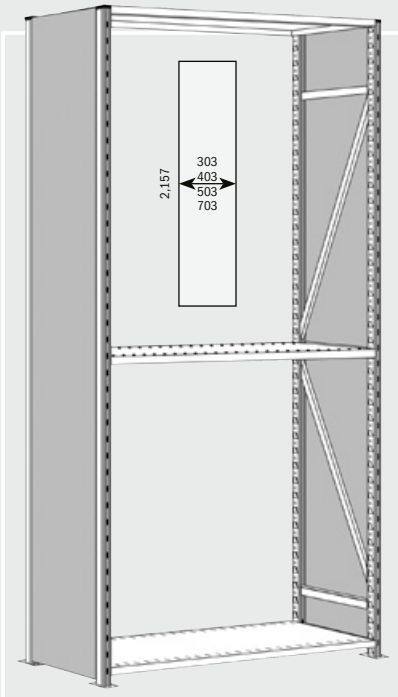
Semi-automated solutions

Logistics systems

Appendix



Accessories

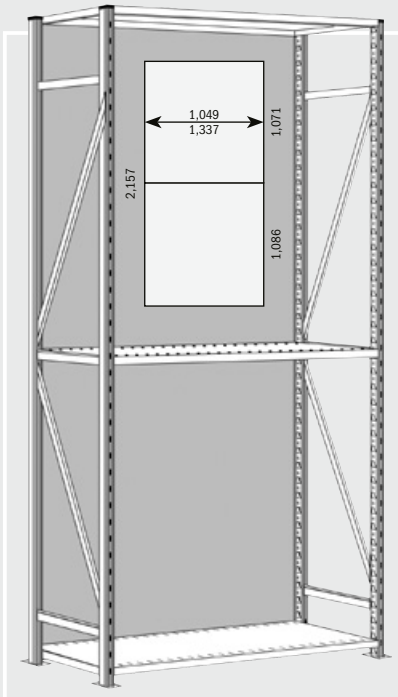


Sheet steel side panels

Sheet steel, galvanized. The shelving bays can be fitted with sheet steel side panels. At row ends the side panels are attached to the frames by using spreading clamps. In-side shelving rows the side panels are held in place by the shelves. Height 2,157 mm.

Two sheet steel side panels must be ordered for the 4,344 mm height (e.g. 2x SW 7402).

Item	Shelf depth (mm)	Order no.
SW 7402	400	28770
SW 7502	500	28780
SW 7602	600	28790
SW 7802	800	28800

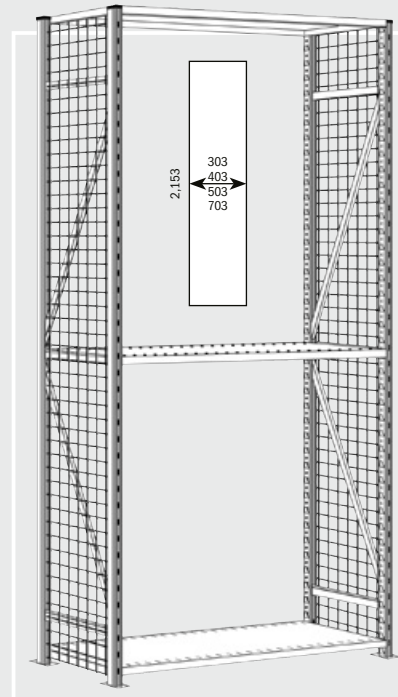


Sheet steel back panels

Sheet steel, galvanized. The side edge is placed on the shelving upright and fastened in place. Back panel height 1,086 mm.

Two sheet steel back panels must be ordered for the height 2,171 mm (e.g. 2x RW 7101); 4 back panels must be ordered for the height 4,344 mm (e.g. 4 x RW 7101).

Item	Bay width (mm)	Order no.
RW 7101	995	28760
RW 7131	1,283	28910




Mesh side panels

Steel wire, painted light silver. Mesh size 50 x 50 mm, height 2,153 mm. The mesh panels are fastened using 6 spring clips.

Two mesh steel side panels must be ordered for the 4,344 mm height (e.g. 2x SWG 7402).

Item	Shelf depth (mm)	Order no.
SWG 7402	400	28820
SWG 7502	500	28830
SWG 7602	600	28840
SWG 7802	800	28850



Label holder

Self-adhesive, for labeling storage locations.

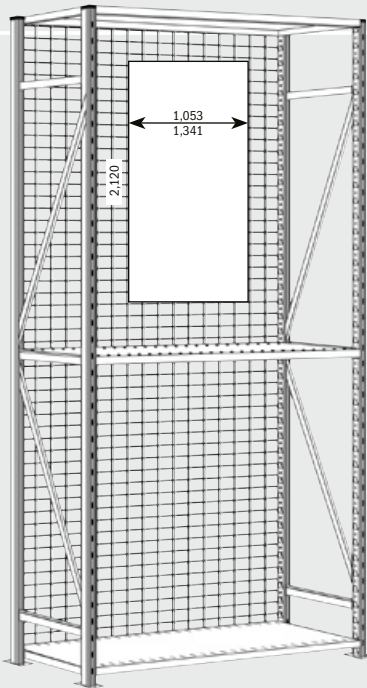
Item	Length (mm)	PU	Order no.
EH 4085	85	50	27800
EH 4135	135	50	27810
EH 4490	490	50	27820
EH 4980	980	25	26360
EH 9125	1,250	25	26370

Labels

Item	Length (mm)	PU	Order no.
EHE 4085	85	100	28050
EHE 4135	135	100	28060
EHE 4490	490	100	28070

Order no. = on stock

Accessories




Mesh back panels

Steel wire, painted light silver. Mesh size 50 x 50 mm, height 2,120 mm. The panels are fastened using 8 spring clips.

Two mesh back panels must be ordered for the 4,344 mm height (e.g. 2x RWG 7102).

Item	Bay width (mm)	Order no.
RWG 7102	995	28810
RWG 7130	1,283	29190

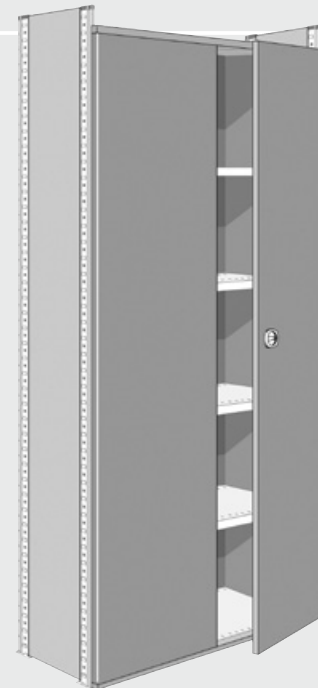


Two-wing door

For subsequent installation in open shelf fields with bay widths 995 and 1,283 mm. Height 2,111 mm.

The back and side panels must be ordered separately when retrofitting.

Item	Bay width (mm)	Order no.
FTR 4001	995	27900
FTR 9001	1,283	17690



Two-wing door for multi-tier installations

For subsequent installation in open shelf fields with bay widths 995 and 1,283 mm. Height 1,845 mm.

In multi-tier installations with a mezzanine height lower than 2,200 mm, shortened wing doors must be installed above and below the platform. A shelf must be fitted at the corresponding height.

Item	Bay width (mm)	Order no.
FTR-B 4001	995	27910
FTR-B 9001	1,283	17700

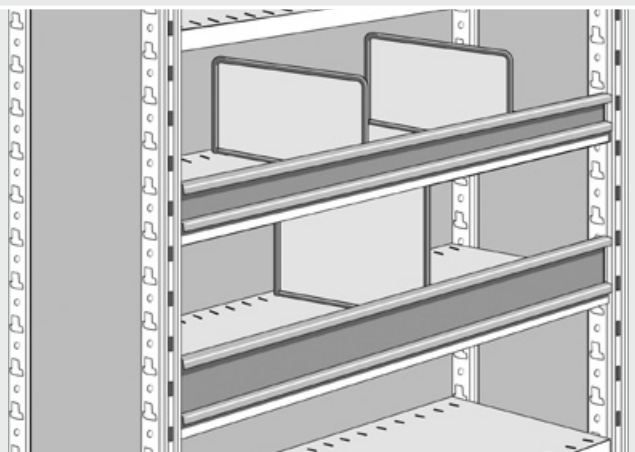
i Drawers

on request

Bin fronts

Sheet steel, galvanized, for storing loose small parts. Particularly useful in conjunction with shelf dividers and side and back panels.

Item	Bay width (mm)	Height (mm)	Order no.
VL 7104	995	40	28870
VL 7108		85	28880
VL 7134	1,283	40	29320
VL 7138		85	29330



Boxes / containers

Modular shelving

Longspan racking

Pallet racking

Cantilever racking

Mezzanines / platforms

On-line shelving / KDR shelving

Semi-automated solutions

Logistics systems

Appendix

Accessories for modular shelving systems ...

SSI SCHAEFER's accessories are designed to integrate perfectly into all of the different shelving systems. These accessories are the ideal addition to any shelving system.

Thanks to their coordinated dimensions, these elements can be specifically combined to fit the individual shelving bays independently of their purpose.

Whether high bay racking or multi-tier installation and platform systems, SSI SCHAEFER's accessories create the perfect storage system.

Because all of the parts are a perfect match.



... Storage made easy

- i** **Other accessories:**
- Shelf containers** from page **A10**
 - Storage location labels** from page **D20**
 - Stairs, railings and lighting installations** from page **F6**



Boxes / containers

Modular shelving

Longspan racking

Pallet racking

Cantilever racking

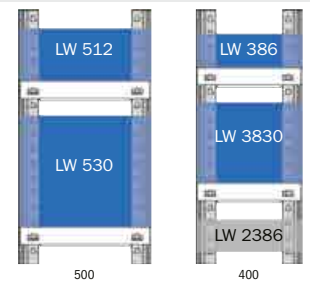
Mezzanines / platforms

On-line shelving / KDR shelving

Semi-automated solutions

Logistics systems

Appendix



Storage trays for bay width 994/995 mm



Storage tray LW 386 for shelf depth 400 mm and 800 mm

Steel, painted blue.

Item		W x D x H (mm)/PU	Order no.
LW 386	LW 386 storage tray	980 x 386 x 120	11260
LWT 386/2386	Divider, galvanized	1 items	18220
AP 4400/4800	Support profile	1 pair	28010
EHK 75	Label holder	W 75 mm, 50 pcs.	15180
EHKE 75	Labels	W 75 mm, 100 pcs.	15190



Storage tray LW 512 for shelf depth 500 mm and 1,000 mm

Steel, painted blue.

LW 512	LW 512 storage tray	980 x 486 x 120	14670
LWT 512	Divider, galvanized	1 items	14680
AP 4500	Support profile	1 pair	14690
EHK 75	Label holder	W 75 mm, 50 pcs.	15180
EHKE 75	Labels	W 75 mm, 100 pcs.	15190



Storage tray LW 530 for shelf depth 500 mm and 1,000 mm

Steel, painted blue.


LW 530	LW 530 storage tray	980 x 486 x 300	14650
LWT 530	Divider, galvanized	1 items	14660
AP 4500	Support profile	1 pair	14690
EHK 75	Label holder	W 75 mm, 50 pcs.	15180
EHK 85	Label holder	W 85 mm, 50 pcs.	14610
EHK 135	Label holder	W 135 mm, 50 pcs.	14620
EHKE 75	Labels	W 75 mm, 100 pcs.	15190
EHKE 85	Labels	W 85 mm, 100 pcs.	14630
EHKE 135	Labels	W 135 mm, 100 pcs.	14640



Storage tray LW 3830 for shelf depth 400 mm and 800 mm

Steel, painted blue. Stackable with LW 386.

LW 3830	LW 3830 storage tray	980 x 386 x 300	11810
LWT 3830	Divider, galvanized	1 items	11820
AP 4400/4800	Support profile	1 pair	28010
EHK 75	Label holder	W 75 mm, 50 pcs.	15180
EHK 85	Label holder	W 85 mm, 50 pcs.	14610
EHKE 75	Labels	W 75 mm, 100 pcs.	15190
EHKE 85	Labels	W 85 mm, 100 pcs.	14630



Storage tray LW 512-Z for shelf depth 500 mm

Steel, galvanized. For direct attachment to the shelving uprights.


LW 512-Z	LW 512-Z storage tray	981 x 486 x 120	16190
LWT 512-Z	Divider, galvanized	1 items	16250
EHK 75	Label holder	W 75 mm, 50 pcs.	15180
EHKE 75	Labels	W 75 mm, 100 pcs.	15190



Storage tray LW 2386 for shelf depth 400 mm

Steel, galvanized. For direct attachment to the shelving uprights.

LW 2386	LW 2386 storage tray	980 x 386 x 100	18210
LWT 386/2386	Divider, galvanized	1 items	18220
EHK 75	Label holder	W 75 mm, 50 pcs.	15180
EHKE 75	Labels	W 75 mm, 100 pcs.	15190



Storage tray LW 2386-M for shelf depth 400 mm

Steel, galvanized. For direct attachment to the shelving uprights.

LW 2386-M	LW 2386-M storage tray	980 x 386 x 100	18280
LWT 2386-M	Divider, galvanized	1 items	18290
EHK 75	Label holder	W 75 mm, 50 pcs.	15180
EHKE 75	Labels	W 75 mm, 100 pcs.	15190

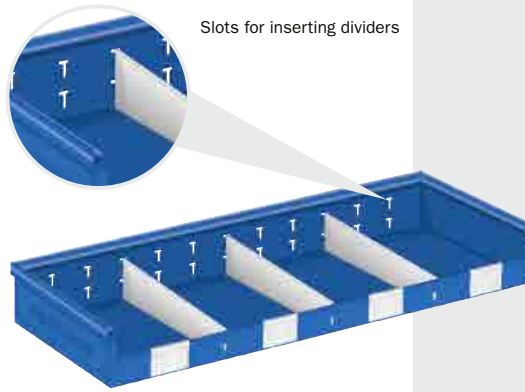
Order no. = on stock

► **Easy assembly**

Stacking rims on the top edge make them stackable. The LW 2386, LW 2386-M and LW 512-Z storage trays are inserted directly into the lugs of the uprights. All other types are placed on the support profiles that are inserted into the lugs of the uprights.

► **The storage trays**

fit into **994/995 mm** wide bays and can be divided into **max. 12 compartments**



Boxes / containers

Modular shelving

Longspan racking

Pallet racking

Cantilever racking

Mezzanines / platforms

On-line shelving / KDR shelving

Semi-automated solutions

Logistics systems

Appendix



Safety fencing systems

SSI SCHAEFER shelving system and the safety fencing system are designed to match. Universally usable for every application. With a standard element width and fitting field.

All of the wing door variants feature anti-theft protection, are self-closing and prepared for lock cylinders.

A lift-hinged door can be easily converted into a right-hinged door.



Safety fencing systems

on request



Similar to illustration



Similar to illustration



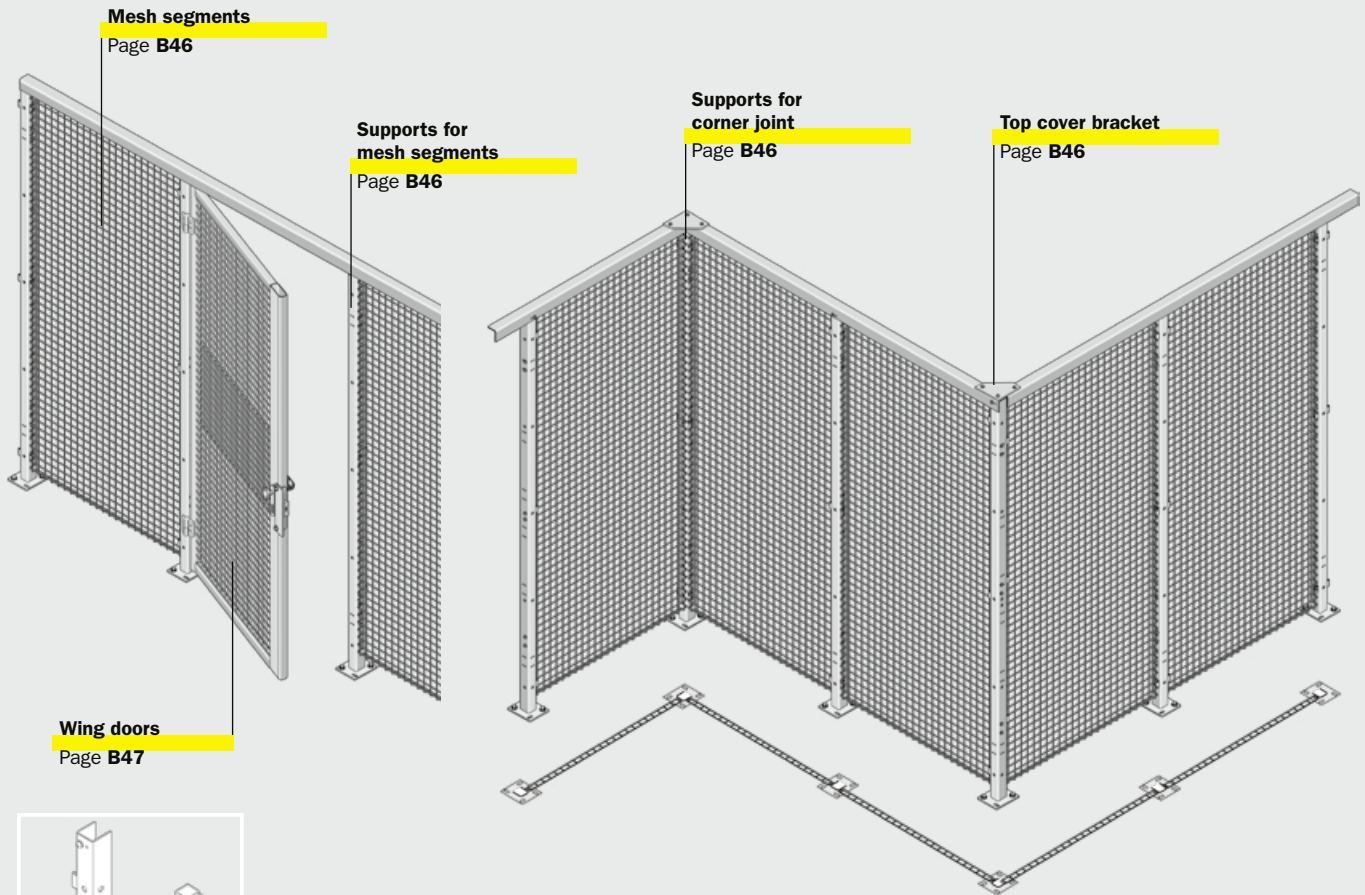
RAL 1021 RAL 5010

- ▶ **Structural steel mesh**
Wire thickness of 4 mm, folded at the sides
- ▶ **Mesh size**
40 x 40 mm, suitable for machine protection as per DIN 31 001, Part 1
- ▶ **Surface**
High-quality stove-enamel finish
- ▶ **Supports**
Made of sturdy U-shaped cold profile 50/55/3 mm, pre-punched. Pre-drilled foot plates for floor fixing, including expansion anchors

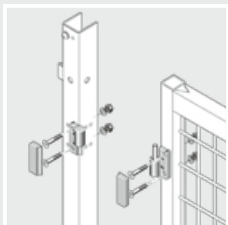


Similar to illustration

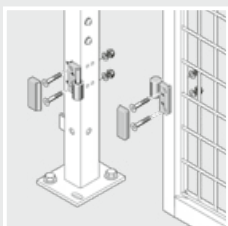
Safety fencing system design



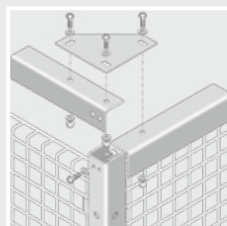
Wing doors
Page B47



Top hinge



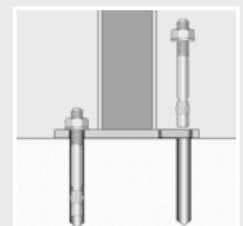
Bottom hinge



Top end strips



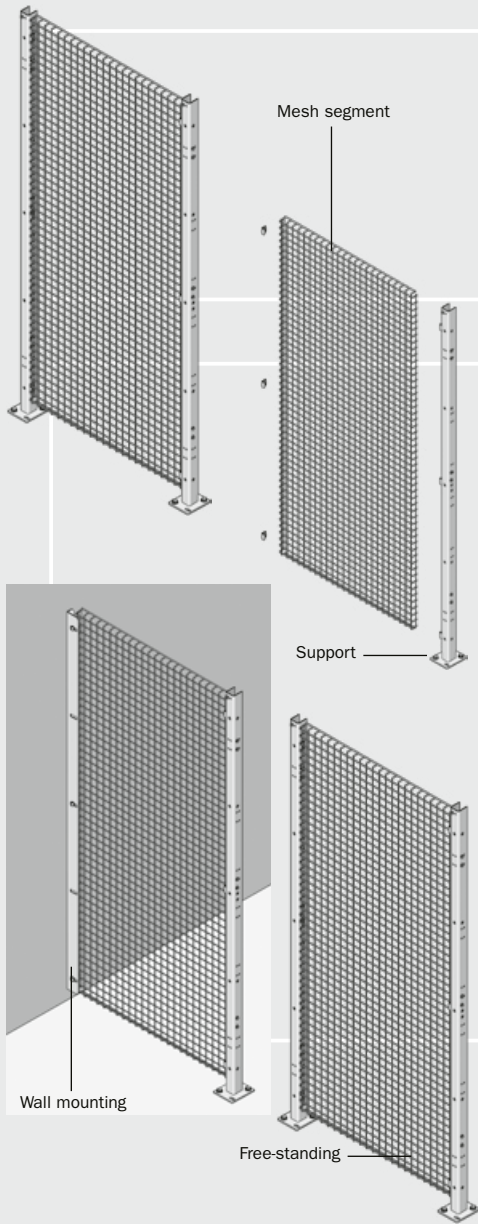
Simple post connection



Floor fixing



Mesh segments



Mesh element

Item	W x H (mm)	Order no.		
ZAS-GEA 020	150 x 2,086	6689556	6689561	6689566
ZAS-GEA 040	350 x 2,086	6689555	6689560	6689565
ZAS-GEA 060	550 x 2,086	6689554	6689559	6689564
ZAS-GEA 080	750 x 2,086	6689553	6689558	6689563
ZAS-GEA 100	950 x 2,086	6689552	6689557	6689562

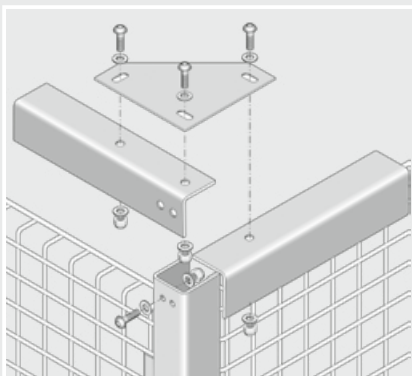
Supports

Item	Height (mm)	Order no.		
Middle support				
ZAS-SN-2193	2,193	6689450	6689451	6689452
Corner support				
ZAS-ESN-2193	2,193	6689454	6689455	6689456

Safety fencing systems

on request

Accessories



Top cover bracket


Top cover elements made of angled profile 50/50/3 mm are screwed onto the top of the divider supports for stabilization.

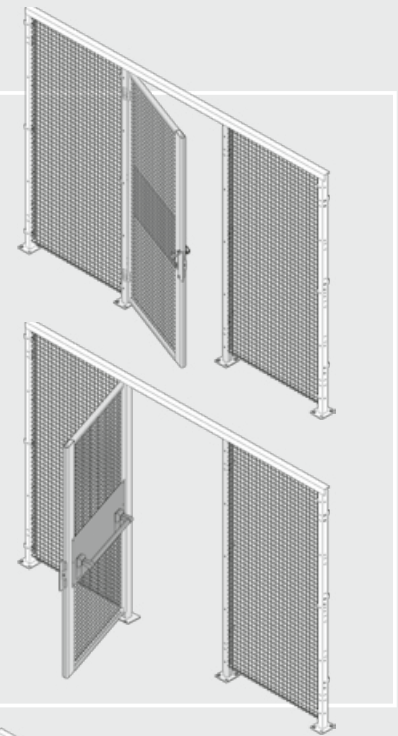
Item	L x W x H (mm)	Order no.		
ZAS-AW215	2,150 x 50 x 50	6689416	6689417	6689418
ZAS-AW600	6,000 x 50 x 50	6689420	6689421	6689422

Order no. = on stock

Single-wing doors

Suitable for DIN "left" and "right". 2 sturdy cover panels at the height of the lock. Includes stop and lock.

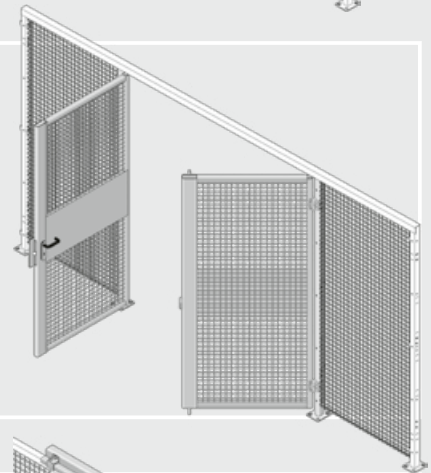
Item	Clearance W x H (mm)	Order no.
		
Prepared for mortise lock		
ZAS-ETG85-ES	850 x 2,070	6689573 6689574 6689575
ZAS-ETG100-ES	1,000 x 2,070	6689585 6689586 6689587
with mortise lock with latch lock		
ZAS-ETG85-ESR	850 x 2,070	6689577 6689578 6689579
ZAS-ETG100-ESR	1,000 x 2,070	6689589 6689590 6689591
with panic lock		
ZAS-ETG85-PS	850 x 2,070	6689581 6689582 6689583
ZAS-ETG100-PS	1,000 x 2,070	6689593 6689594 6689595
with panic bar right		
ZAS-ETGPR85-PS	850 x 2,070	6689458 6689459 6689460
ZAS-ETGPR100-PS	1,000 x 2,070	6689466 6689467 6689468
with panic bar on the left		
ZAS-ETGPL85-PS	850 x 2,070	6689462 6689463 6689464
ZAS-ETGPL100-PS	1,000 x 2,070	6689470 6689471 6689472



Two-wing doors

2 sturdy cover panels at the height of the lock. Includes hinges and lock, prepared for on-site installation of a lock cylinder.

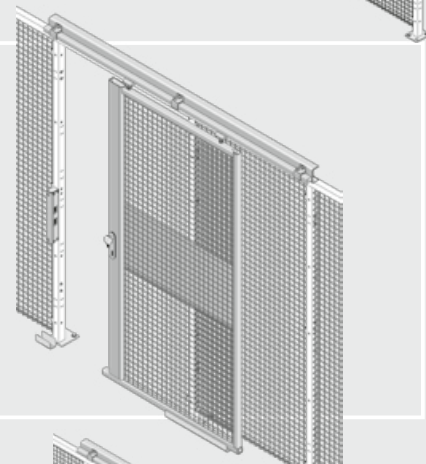
Item	W x H (mm)	Order no.
ZAS-ZTG100	2,000 x 2,070	6689597 6689598 6689599



Sliding door

2 sturdy cover panels at the height of the lock. Includes hinges and lock, prepared for on-site installation of a lock cylinder.

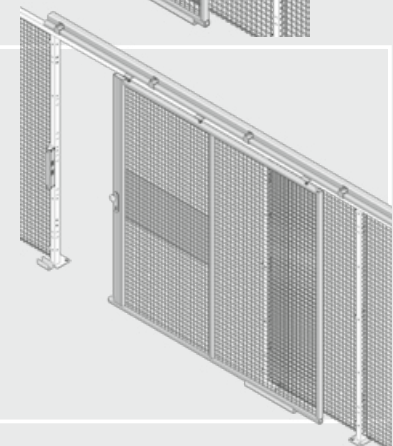
Item	W x H (mm)	Clear entrance width (mm)	Order no.
ZAS-STG85	1,110 x 2,110	750	6689510 6689511 6689512



Sliding door

2 sturdy cover panels at the height of the lock. Includes hinges and lock, prepared for on-site installation of a lock cylinder.

Item	W x H (mm)	Clear entrance width (mm)	Order no.
ZAS-STOG198	2,238 x 2,110	1,890	6689519 6689520 6689521



Boxes / containers

Modular shelving

Longspan racking

Pallet racking

Cantilever racking

Mezzanines / platforms

On-line shelving / KDR shelving

Semi-automated solutions

Logistics systems

Appendix



GENTIAN BLUE GALVANIZED SILVER GRAY



Shelf ladders and accessories

► Installation positions of the guide rails

R 3000 shelvings: Guide rail height

for shelving height 2,278 mm = 1,756, 1,968 and 2,286 mm;
for shelving height 2,490 mm = 1,809, 1,968, 2,498 and 2,180 mm;
for shelving height 2,967 mm = 1,809, 2,445, 2,657 and 2,975 mm

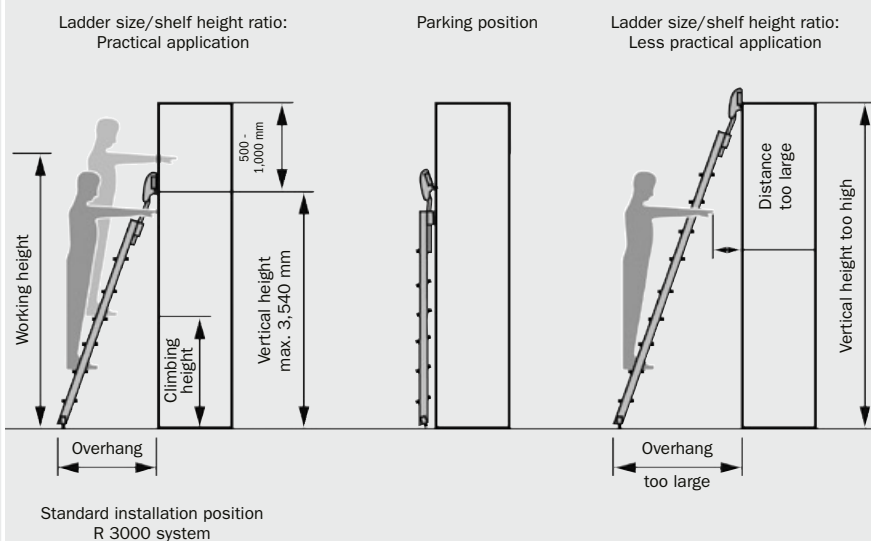
FRS mobile shelf ladders

Run parallel to the rack. Upper roll fitting retractable, ladder secured against unintended removal and placed against the rack when not in use.

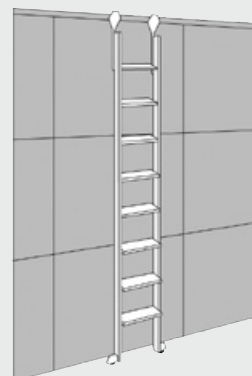
Side rails made of rectangular steel tube with slightly rounded edges. Painted: Gentian Blue, RAL 5010, powder coated.

Upper and lower roll fittings automatically braked during climbing. Low-noise operation due to 2 plastic castors, completely clad, castor Ø 100 mm.

Beech wood steps, clear varnish and with anti-slip grooves. Galvanized fittings. Ladder width 400 mm, step depth 80 mm. Step spacing towards the side rail 250 mm, 235 mm perpendicular.



FRS shelf ladder with guide rail (angled)



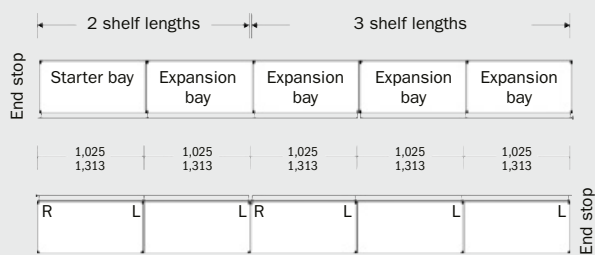
FRS shelf ladder in straight/parking position

Item	Number of steps	f. vertical guide rails height from - to (mm)	Max. working height (mm)	Max. climbing height (mm)	Overhang approx. (mm)	Order no.
FRS 0	6	1,810 - 2,080	2,210	710	720	2035250
FRS 1	7	2,060 - 2,320	2,440	940	810	2035251
FRS 2	8	2,320 - 2,550	2,680	1,180	890	2035252
FRS 3	9	2,550 - 2,790	2,920	1,420	970	2035253
FRS 4	10	2,790 - 3,060	3,150	1,650	1,050	2035254
FRS 5	11	3,060 - 3,330	3,390	1,890	1,160	2035255
FRS 6	12	3,330 - 3,540	3,620	2,120	1,240	2035256
FRS 7	13	3,540 - 3,770	3,860	2,360	1,330	2035257

Guide rails

Made of angled steel with brackets for mounting on the shelving uprights. Can be used for any rack length. The guide rails are supplied for 2 or 3 shelf lengths with brackets.

A bracket is fitted at the top of each shelving upright. A left and right bracket is required where two guide rails abut.



Distribution of left and right brackets in the rows (top view)

Item	Bay width (mm)	Shelf length Number	Order no.
For R 3000 shelving (installed on the rack uprights)			
LS 3102	994	2	145100
LS 3103		3	145110
LS 3132	1,282	2	145120
LS 3133		3	145130
LS-E	End stop, for installation at the beginning and end		10870

Order no. = on stock

Shelf ladders and accessories

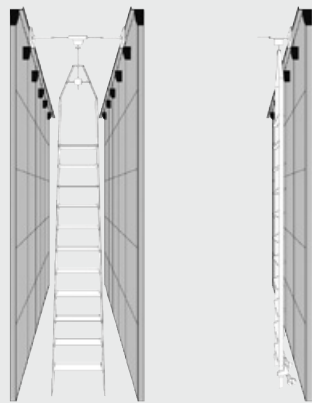
FRD mobile shelf ladders

Runs in 2 rails between the shelving rows that can be pushed sideways. Upper and lower roll fittings automatically braked during climbing. Low-noise operation due to plastic castors, castor Ø 100 mm. After releasing the spring latch on the retaining bracket, the ladder can be rotated 360° via the castor head and the climbed on both sides. The ladder can be hung from the top carriage and moved.

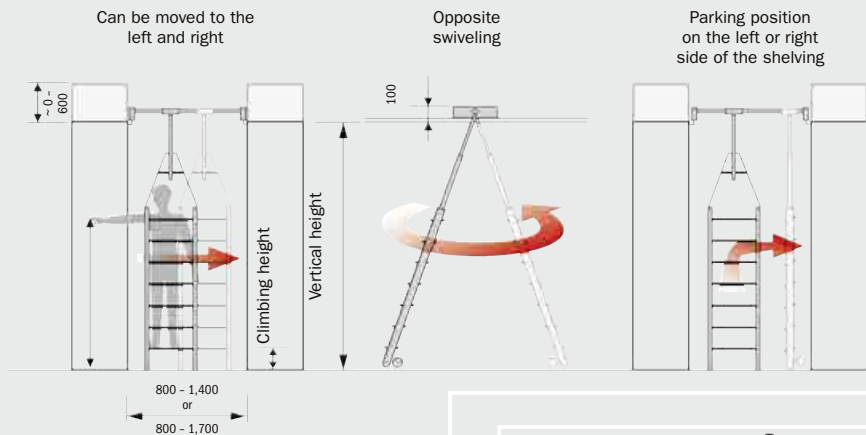
Side rails made of rectangular steel tube with slightly rounded edges. Painted: Gentian Blue, RAL 5010, powder coated.

For aisle widths of up to 1,400 mm with the guide tube for transverse movement; for aisle widths up to 1,700 mm with transverse swivel castors for transverse movement.

Beech wood steps, clear varnish and with anti-slip grooves. Galvanized fittings. Ladder width 400 mm, step depth 80 mm. Step spacing towards the side rail 250 mm, 235 mm perpendicular.



FRD shelf ladder in the guide rails and the swiveled onto the shelving



With guide tube – for aisle widths up to 1,400 mm



With transverse swivel castors – for aisle widths up to 1,700 mm

Item	Number of steps	f. vertical guide rails height from – to (mm)	Max. working height (mm)	Max. climbing height (mm)	Order no.
For aisle widths of up to 1,400 mm – with guide tube					
FRD 1-14	5	1,910 – 2,060	1,970	470	2035258
FRD 2-14	6	2,140 – 2,290	2,210	710	2035259
FRD 3-14	7	2,380 – 2,530	2,440	940	2035260
FRD 4-14	8	2,610 – 2,760	2,680	1,180	2035261
FRD 5-14	9	2,850 – 3,000	2,920	1,420	2035262
FRD 6-14	10	3,080 – 3,230	3,150	1,650	2035263
FRD 7-14	11	3,320 – 3,470	3,390	1,890	2035264
FRD 8-14	12	3,550 – 3,700	3,620	2,120	2035265
FRD 9-14	13	3,790 – 3,940	3,860	2,360	2035266
For aisle widths of up to 1,700 mm – with transverse swivel castors					
FRD 1-17	5	1,970 – 2,120	1,970	470	2035267
FRD 2-17	6	2,210 – 2,360	2,210	710	2035268
FRD 3-17	7	2,440 – 2,590	2,440	940	2035269
FRD 4-17	8	2,680 – 2,830	2,680	1,180	2035270
FRD 5-17	9	2,910 – 3,060	2,920	1,420	2035271
FRD 6-17	10	3,150 – 3,300	3,150	1,650	2035272
FRD 7-17	11	3,380 – 3,530	3,390	1,890	2035273
FRD 8-17	12	3,620 – 3,770	3,620	2,120	2035274
FRD 9-17	13	3,850 – 4,000	3,860	2,360	2035275



Hand grip

Made of steel tube, galvanized. Can be screwed onto the top of the side rails. Usable length of approx. 500 mm. Self assembly.

Item	for ladders	Order no.
FRS-HG	FRS	16310



Handrails

Made of steel tube, galvanized. Clamped onto the left and right side of the side rails. Angled toward the outside, creating more freedom of movement on the ladder. Self assembly.

Item	for ladders	Order no.
FR-HL 1	FRS 0+1 / FRD 1-3	16311
FR-HL 2	FRS 2-4 / FRD 4-6	16312
FR-HL 3	FRS 5-7 / FRD 7-9	16313

i Further information about shelf ladders and accessories is available

on request

Boxes / containers

Modular shelving

Longspan racking

Pallet racking

Cantilever racking


Mezzanines / platforms

On-line shelving / KDR shelving

Semi-automated solutions

Logistics systems

Appendix



Rolling platform and step ladders, accessories

FPR rolling platform ladders

Side rails made of rectangular steel tube with rounded edges, Gentian Blue RAL 5010, powder-coated. Steps made of beech, clear varnish.

Step depth 150 mm.
Ascent inclination 60°.
Platform 600 x 800 mm.
Can be climbed on both sides.
With 4 swivel castors, Ø 125 mm.
Automatically braked when under load. For use in interior areas.



Item	Height* (mm)	Number of steps*	Base area W x L (mm)	Order no.
FPR 0	730	3	750 x 1,500	2035281
FPR 1	970	4	800 x 1,770	2035280
FPR 1.1	1,210	5	850 x 2,050	2035282
FPR 2	1,450	6	900 x 2,330	2035283
FPR 3	1,690	7	950 x 2,600	2035284

* Incl. platform

FSZ platform step ladders

Side rails made of rectangular steel tube with rounded edges, Gentian Blue RAL 5010, powder-coated. Steps and safety bridge made of beech, clear varnish, folding. Automatically braked when under load.

Can be climbed on both sides. Can be folded together using locking spreader.

Dimensions: Step depth 80 mm, Step spacing 250 mm, Castors Ø 100 mm.



Item	Height (mm)	Number of steps*	Side rail length (mm)	Order no.
with 4 brake castors – can be moved longitudinally				
FSZ 1-4B	940	4	1,540	2035285
FSZ 11-4B	1,180	5	1,780	2035286
FSZ 2-4B	1,410	6	2,010	2035287
FSZ 21-4B	1,650	7	2,250	2035288
with 2 brake and 2 swivel castors – can move around curves				
FSZ 1-2B	940	4	1,540	2035276
FSZ 11-2B	1,180	5	1,780	2035277
FSZ 2-2B	1,410	6	2,010	2035278
FSZ 21-2B	1,650	7	2,250	2035279

* Incl. safety bridge

Hand grips for FSZ step ladders

For easy lifting and moving, galvanized.



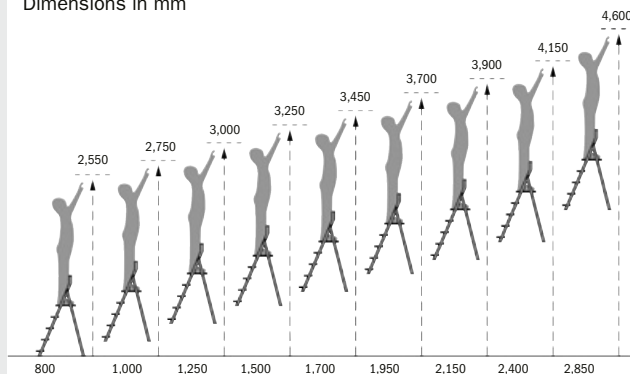
Item	for ladders	Order no.
FSZ-HG	FSZ	16314

Rolling platform ladders

- ▶ **Side rails**
made of rectangular light steel tube with rounded edges
- ▶ **Can be climbed on both sides**
- ▶ **Automatic braking**
- ▶ **Easy movement**
due to large castors (Ø 125 mm)
- ▶ **High standard of safety**
due to platform railing 2 sides with knee and foot rail, excellent stability

Maximum working heights

Dimensions in mm



FSZ 3 platform step ladders

Like the FSZ, but with 2 lifting rollers.

Hand grip are not included in the scope of delivery. Please order separately – see below.

Dimensions: Step depth 80 mm, Step spacing 250 mm, Castors Ø 100 mm.



Item	Height (mm)	Number of steps*	Side rail length (mm)	Order no.
with 2 lifting rollers – moved similar to a wheelbarrow				
FSZ 3-2 HR	1,880	3	2,480	2035289
FSZ 4-2 HR	2,120	4	2,720	2035290
FSZ 5-2 HR	2,350	5	2,950	2035291
FSZ 6-2 HR	2,820	6	3,420	2035292

* Incl. safety bridge

Shelf for FSZ step ladders

Attached to the safety bracket, with roll edge.



Item	for ladders	Order no.
FSZ-AB	FSZ	16315

Order no. = on stock



Boxes /
containers

Modular
shelving

Longspan
racking

Pallet
racking

Cantilever
racking

Mezzanines /
platforms

On-line shelving /
KDR shelving

Semi-automated
solutions

Logistics
systems

Appendix