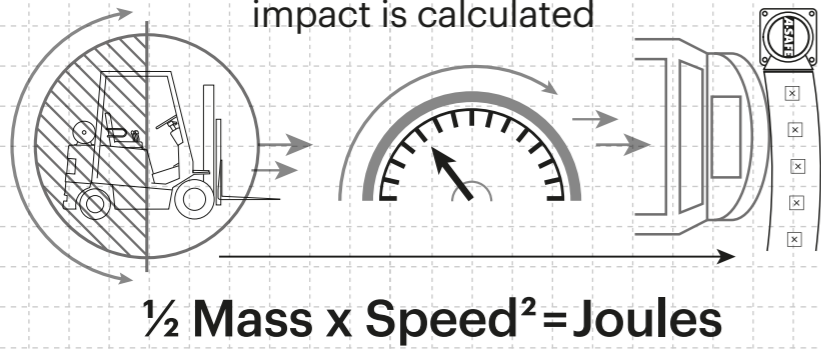


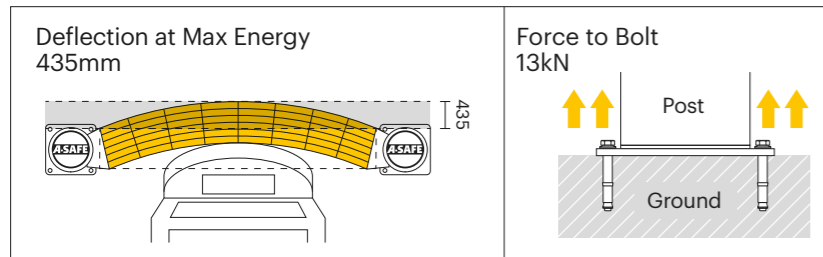
Technical Information

How the energy from a vehicle impact is calculated



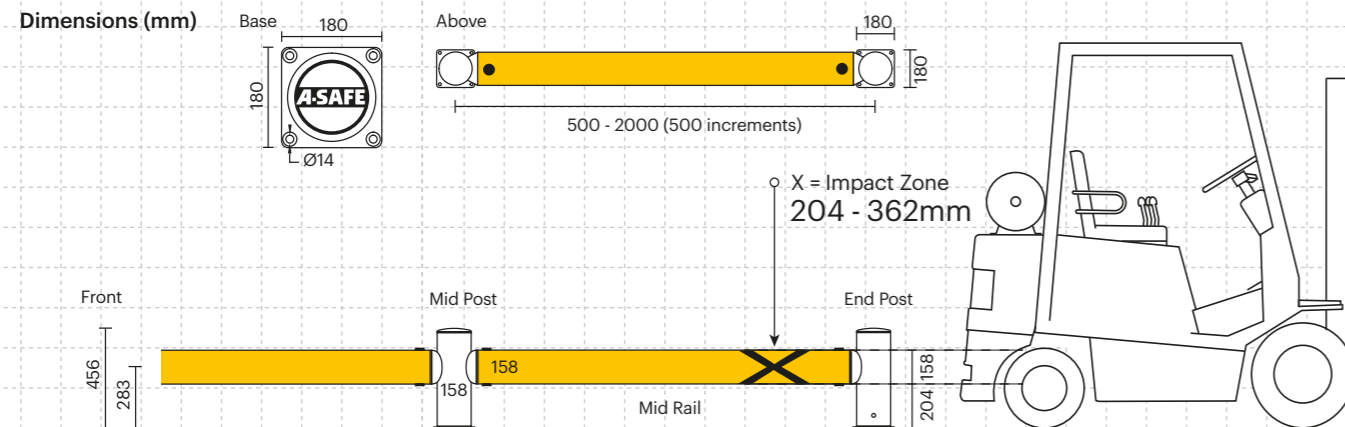
Tested Impact Energy
20,400 Joules
 Equivalent vehicle and speed
5.7 tonne X **6 mph impact**
 Mid Rail 45° Impact on 2000mm Post Centres

Impact Test	Impact Angle on 2000mm Post Centres			
	90°	67.5°	45°	22.5°
Mid Rail Max Energy (Joules)	10,200	11,950	20,400	69,650
End Post Max Energy (Joules) - 90°	3,600			
Mid Post Max Energy (Joules) - 90°	3,600			



Material Properties	MEMAPLEX™
Temperature Range	-10°C to 50°C
Ignition Temperature	370°C to 390°C
Flash Point	350°C to 370°C
Toxicity	Not Hazardous
Chemical Resistance	Excellent - ISO/TR 10358
Weathering Stability (Grey Scale)	5/5*
Light Stability (Blue Wool Scale)	7/8**
Static Rating (Surface Resistivity)	1015 - 1016 Ω
Hygiene Seals	No


* Weathering scale 1 is very poor and 5 is excellent
 ** Light stability scale 1 is very poor and 8 is excellent



Post Options



Rail Options



Colour Combinations

*Please note that the RAL and PANTONE colours listed are the closest match to standard A-SAFE colours, but may not be exact matches of the actual product colour and should be used for guidance only.



eFlex™
Single Traffic Barrier

A-SAFE



Designed to shield buildings, machinery and equipment from damage caused by vehicle collisions both inside and out.

This flexible mid-strength barrier provides visual guidance to drivers and physical protection for assets by absorbing and deflecting impact forces, preventing incidents and avoiding downtime.

Ideal for mid-traffic areas and for equipping build base specifications.



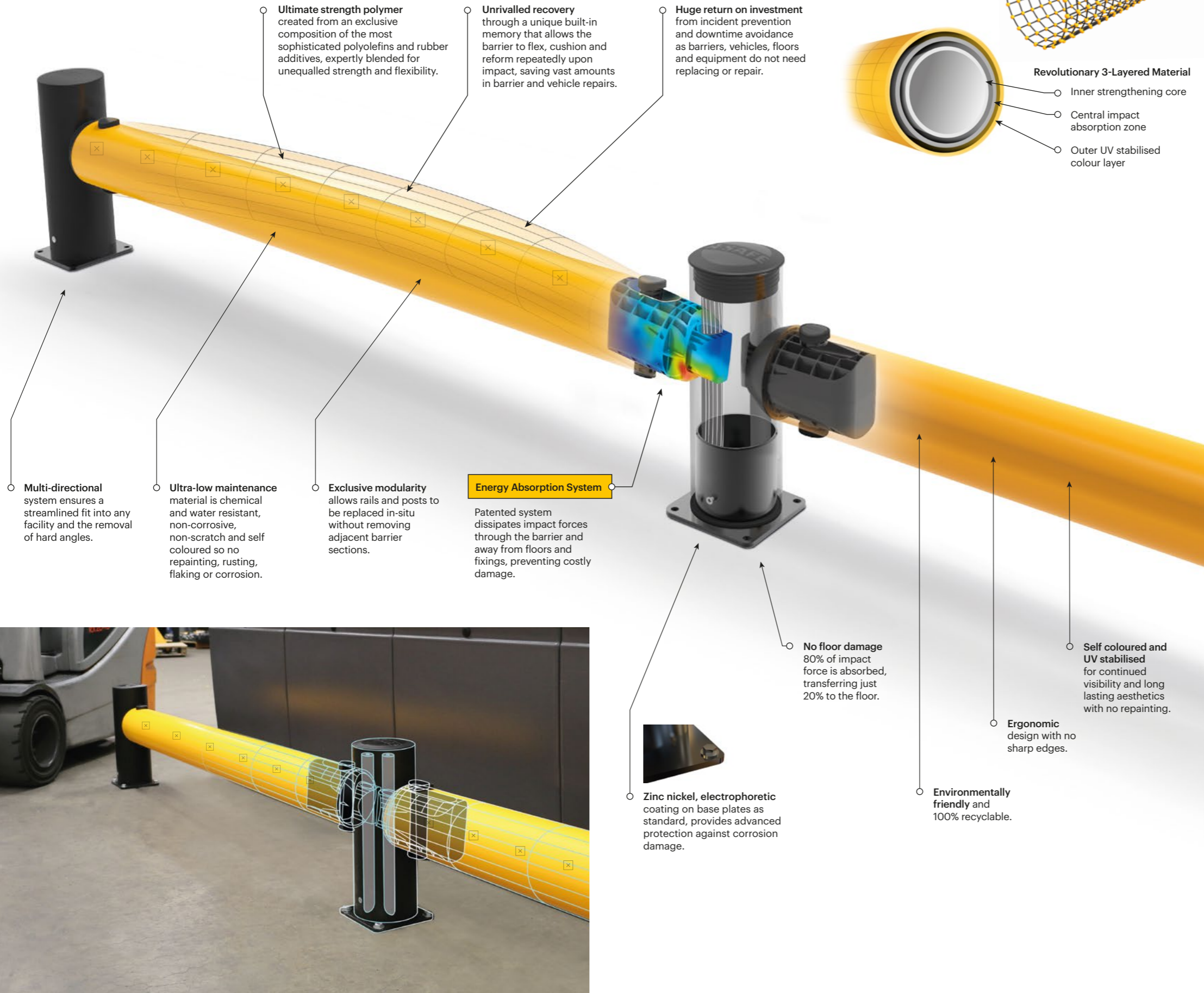
Testing Criteria to determine essential Product Properties of Collision Protection Systems:

- PAS 13, Sec. 7.7 (Sted and Ramp Impact test)
- PAS 13, Sec. 7.8 (Pass and Fail Criteria)

For further information: www.tuv-nord.de

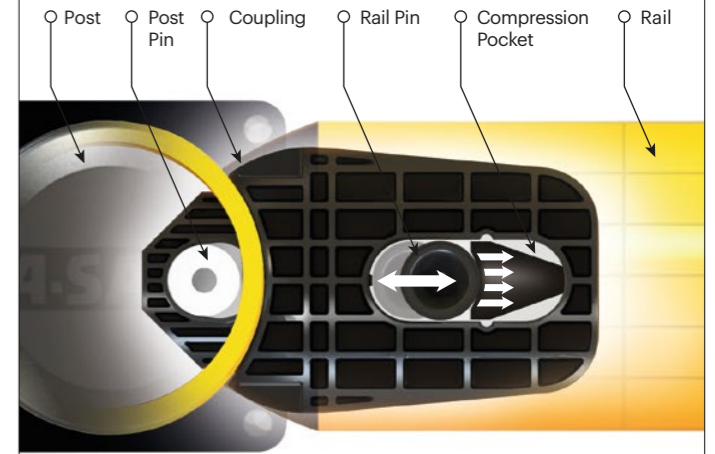
Engineered for performance

Whether in the resilience, flexibility and in-built memory of our exclusive Memaplex™ material or the unrivalled energy absorption of our unique 3-phase coupling system, a wealth of technical ingenuity goes into every A-SAFE product to ensure that it performs perfectly every time you need it to. We are continuously innovating to solve the greatest workplace safety challenges on behalf of our customers and our numerous patents attest to our industry-leading commitment to research and development.




Energy Absorption System

A patented 3-phase system that activates sequentially for unparalleled energy absorption



PHASE 1: Memaplex™ rail flexes to absorb impact, initiating the rail pin to slide forward and transfer load energy to the compression pocket.



PHASE 2: Compression of the pocket continues to disperse energy as the coupling rotates around the post pin to activate further absorption.



PHASE 3: At peak energy, the coupling twists further, engaging the post pin and instigating torsion of the post to dispel remaining forces.